

Development Assessment Rules

Under the Planning Act 2016, section 68

Version 3.0

Published and commenced on 18 July 2025

As prescribed in the Planning Regulation 2017

The Department of State Development, Infrastructure and Planning connects industries, businesses, communities and government (at all levels) to leverage regions' strengths to generate sustainable and enduring economic growth that supports well-planned, inclusive and resilient communities.

Copyright

This publication is protected by the Copyright Act 1968.

Creative Commons licence



This work, except as identified below, is licensed by the Department of State Development, Infrastructure, and Planning under a Creative Commons Attribution Non-Commercial-No Derivative Works (CC BY-NC-ND) 4.0 Australia licence. To view a copy of this licence, visit creativecommons.org.au

You are free to copy, communicate and adapt this publication as long as you attribute it as follows:

© State of Queensland, the Department of State Development, Infrastructure and Planning, July 2025.

Third party material that is not licensed under a Creative Commons licence is referenced within this document. All content not licensed under a Creative Commons licence is all rights reserved. Please contact the Department of State Development, Infrastructure and Planning/the copyright owner if you wish to use this material.

Translating and interpreting service



If you have difficulty understanding a document and need an interpreter, we provide access to a translating and interpreting service. You will not be charged for this service. To contact the Translating and Interpreting Service, telephone 131 450 and ask them to telephone the Department of State Development, Infrastructure and Planning on +61 7 3328 4811.

Disclaimer

While every care has been taken in preparing this publication, to the extent permitted by law, the State of Queensland accepts no responsibility and disclaims all liability (including without limitation, liability in negligence) for all expenses, losses (including direct and indirect loss), damages and costs incurred as a result of decisions or actions taken as a result of any data, information, statement or advice, expressed or implied, contained within. To the best of our knowledge, the content was correct at the time of publishing.

Any references to legislation are not an interpretation of the law. They are to be used as a guide only. The information in this publication is general and does not take into account individual circumstances or situations. Where appropriate, independent legal advice should be sought.

Copies of this publication are available on our website at www.statedevelopment.qld.gov.au and further copies are available upon request.

Contact us

☎ +61 7 3328 4811 or 13 QGOV (13 74 68)

@ info@dsdilgp.qld.gov.au

🌐 www.statedevelopment.qld.gov.au

✉ PO Box 15009, City East, Queensland 4002

🏠 1 William Street, Brisbane 4000

Contents

Chapter 1: Applications (other than applications for State facilitated development).....	6
Part 1: Application.....	6
1 Properly made application – Act, s51(6).....	6
2 Confirmation notice.....	6
3 If the application is not properly made.....	6
4 End of part 1	7
Part 2: Referral.....	8
5 Referral of application	8
6 Properly referred application	8
7 Referral confirmation notice.....	8
8 If the application is not a properly referred application.....	8
9 Referral agency’s assessment.....	9
10 End of part 2	9
Part 3: Information request.....	10
11 When part 3 does not apply.....	10
12 Making an information request.....	10
13 Applicant’s response	10
14 End of the applicant’s response period	11
15 End of part 3	11
Part 4: Public notification.....	12
16 When this part starts	12
17 Public notice requirements.....	12
18 Notice of compliance	13
19 Submissions	13
20 End of part 4	14
Part 5: Decision.....	15
21 When this part starts	15
22 Decision period – generally	15
23 Decision period – changed circumstances	16
24 End of part 5	16
Part 6: Changes to the application and referral agency responses.....	17
25 Giving notice of a changed application.....	17
26 Effect of a change that is about a matter raised in a submission, information request or further advice.....	17
27 Effect of other changes	18
28 Concurrency agency changes its response or gives a late notice	18
Part 7: Miscellaneous.....	19
29 Missed referral agency.....	19
30 Representations about a referral agency response.....	19
31 Lapsing of the application.....	19
32 Stopping a current period.....	20
33 Notices about further periods agreed	20
34 Third party advice about an application	21
35 Further advice about an application.....	21
36 Effect of the <i>Native Title Act 1993</i> (Cwlth)	21

37	Publishing a notice about the decision	21
38	Effect of local government caretaker period for particular applications	22
39	Transitional provisions	22
Chapter 2: Applications for State facilitated development		23
Part 1: Application		23
1	Properly made application – Act, s51(6)	23
2	Confirmation notice	23
3	If the application for State facilitated development is not properly made	24
4	End of part 1	24
Part 2: Information request.....		25
5	When part 2 does not apply.....	25
6	Making an information request	25
7	Applicant's response	25
8	End of the applicant's response period	25
9	End of part 2	26
Part 3: Public notification		27
10	When this part starts	27
11	Public notice requirements.....	27
12	Notice of compliance	27
13	Submissions	27
14	End of part 3	28
Part 4: Decision.....		29
15	When this part starts	29
16	Decision period – generally	29
17	Decision period - changed circumstances.....	29
18	End of part 4	29
Part 5: Miscellaneous.....		30
19	Lapsing of the application.....	30
20	Stopping a current period.....	30
21	Notices about further periods agreed	30
22	Third party advice about an application for State facilitated development.....	30
23	Further advice about an application.....	31
24	Effect of the Native Title Act 1993 (Cwlth).....	31
Schedule 1: Substantially different development.....		32
Schedule 2: Referral agency assessment period		33
Schedule 3: Public notice requirements		34
General requirements for placing a public notice on the premises		34
General requirements for giving notice to owners of lots adjoining the premises		34
General requirements for giving notice on a website		35
Part 1 – Public notice requirements for development applications (other than applications for state facilitated development and applications subject to social impact assessment).....		36
1A – Specifications for public notice on the premises		36
1B – Specifications for notice to owners of lots adjoining the premises.....		41
1C – Specifications for public notice in a newspaper		41
1D – Specifications for notice on the assessment manager's website.....		42

Part 2 – Public notice requirements for applications for State facilitated development	43
2A – Specifications for public notice on the premises	43
2B – Specifications for notice to owners of lots adjoining the premises.....	49
2C – Specifications for public notice in a newspaper	49
Part 3 – Public notice requirements for change applications (other than change applications for State facilitated development and change applications subject to social impact assessment)	51
3A – Specifications for public notice on the premises	51
3B – Specifications for notice to owners of lots adjoining the premises.....	55
3C – Specifications for public notice in a newspaper	55
3D – Specifications for notice on the assessment manager’s website.....	57
Part 4 – Public notice requirements for change applications for State facilitated development.....	58
4A – Specifications for public notice on the premises	58
4B – Specifications for notice to owners of lots adjoining the premises.....	62
4C – Specifications for public notice in a newspaper	63
Part 5 – Public notice requirements for development applications subject to social impact assessment	65
5A – Specifications for public notices	65
5B – Specifications for public notice to owners of lots adjoining the premises.....	70
5C – Specifications for public notice to all affected local governments	71
5D – Specifications for public notice to owners of lots within 1500m of the premises	71
5E – Specifications for public notice on community notice boards.....	71
5F – Specifications for notice of compliance for public notices on community notice boards	71
5G – Specifications of notice on assessment manager website.....	72
Part 6 - Public notice requirements for change applications subject to social impact assessment.....	74
6A – Specifications for public notices	74
6B – Specifications for public notice to owners of lots adjoining the premises.....	78
6C – Specifications for public notice to all affected local governments	78
6D – Specifications for public notice to owners of lots within 1500m of the premises	78
6E – Specifications for public notice on community notice boards.....	78
6F – Specifications for notice of compliance for public notices on community notice boards	79
6G – Specifications of notice on assessment manager website.....	79
Schedule 4: Definitions.....	82

Chapter 1: Applications (other than applications for State facilitated development)

This chapter provides the rules for administering an **application** (other than an **application for state facilitated development**).

Part 1: Application

1 Properly made application – Act, s51(6)¹

- 1.1 For section 51(6) of the Act, an application is taken to be a **properly made application** on the day the application is received by the assessment manager, unless an **action notice** is given.
- 1.2 The assessment manager must determine, within 10 days starting the day after the assessment manager receives an application (**confirmation period**), if the application is a properly made application.
- 1.3 The giving of a **confirmation notice** or an action notice by the assessment manager ends the confirmation period on the day the **notice** is given to the applicant.

2 Confirmation notice

- 2.1 A confirmation notice can only be given for a properly made application.
- 2.2 The assessment manager must give the applicant a confirmation notice if any of the following apply—
 - (a) the application requires public notification;
 - (b) the application requires referral under the Act;
 - (c) as required in accordance with section 3.4 and 3.6.
- 2.3 The assessment manager may, within the confirmation period, give the applicant a confirmation notice for any application.
- 2.4 For sections 2.2(a) and (b), the confirmation notice must be given within the confirmation period.

3 If the application is not properly made

- 3.1 If the application is not a properly made application, the assessment manager must give the applicant an action notice before the end of the confirmation period.²
- 3.2 The applicant must comply with all the actions in the action notice and give notice to the assessment manager that it has complied with the action notice, within 20 days, starting the day after the day the

¹ For change applications under section 82 of the Act, section 51 of the Act is not applicable – section 79 of the Act applies instead.

² Where the assessment manager accepts an application in accordance with section 51(5)(c) of the Act it is considered that this is a properly made application, therefore an action notice is not required to be given.

- applicant was given the action notice, or a **further period agreed** between the applicant and the assessment manager.
- 3.3 If the applicant complies with all of the actions in the action notice in accordance with section 3.2, the application is a properly made application on the day the applicant gives the assessment manager notice that the applicant has complied with the action notice.
- 3.4 After receiving notice under section 3.2, the assessment manager must within 5 days after the day the notice was received, give a confirmation notice to the applicant, if the applicant has complied with the action notice.
- 3.5 Despite section 3.2, the assessment manager may, after giving an action notice, accept the application as a properly made application in accordance with section 51(5) of the Act, despite non-compliance with an action notice.
- 3.6 For an application accepted as a properly made application as referred to in section 3.5:
- the application is taken to be a properly made application on the date the assessment manager accepts the application in accordance with section 51(6) of the Act; and
 - the assessment manager must give a confirmation notice before the period stated in section 3.2, including any further period agreed, has ended.
- 3.7 If the applicant does not comply with an action notice in accordance with section 3.2, and the assessment manager has not accepted the application under section 3.5, the application is taken to have not been made.³

4 End of part 1

- 4.1 Part 1 is complete when the following occurs—
- the assessment manager gives a confirmation notice under section 2, section 3.4 or section 3.6 to the applicant; or
 - if the assessment manager does not give a confirmation notice to the applicant and the application is a properly made application, when the confirmation period ends.⁴
- 4.2 Despite section 4.1, actions taken under sections 12.3 and 21.2 are also taken to end part 1.

³ For this section, the development assessment process does not proceed. The lapsing provisions under section 31 do not apply.

⁴ An application that does not meet the requirements of section 51(6) cannot progress beyond this part.

Ch1 - Pt1:
ApplicationCh1 - Pt2:
ReferralCh1 - Pt3:
Information
requestCh1 - Pt4:
Public notificationCh1 - Pt5:
DecisionCh1 - Pt6:
Changes to app
and ref agency
requirementsCh1 - Pt7:
MiscellaneousCh2 - Pt1:
ApplicationCh2 - Pt2:
Information
requestCh2 - Pt3:
Public notificationCh2 - Pt4:
DecisionCh2 - Pt5:
Miscellaneous

Schedules

Part 2: Referral

5 Referral of application

- 5.1 For section 54(1) of the Act, the required period for the applicant to give a copy of the application to a **referral agency** is 10 days, or a further period agreed between the applicant and the assessment manager, starting the day after part 1 has ended.
- 5.2 In addition to section 5.1, the applicant must also give a referral agency a copy of the confirmation notice at the same time as the copy of the application is given.
- 5.3 The applicant must, within 5 days after the day the applicant gives the application to each referral agency, give the assessment manager notice of the day the application was referred.⁵

6 Properly referred application

- 6.1 For section 54(1) of the Act, an application is taken to be a **properly referred application** on the day the application and a copy of the confirmation notice is received by the referral agency, unless an action notice is given by the referral agency under section 8.1.
- 6.2 A referral agency must determine within 5 days after the day the referral agency receives the application (**referral confirmation period**) if the application is a properly referred application.
- 6.3 The giving of a **referral confirmation notice** or an action notice by a referral agency ends the referral confirmation period on the day the notice is given to the applicant.
- 6.4 Despite section 6.3, if the application is properly referred, the referral agency may instead give a **referral agency response** to end the referral confirmation period.

7 Referral confirmation notice

- 7.1 A referral agency may only give a referral confirmation notice for a properly referred application.

8 If the application is not a properly referred application

- 8.1 If the application is not a properly referred application, the referral agency must, before the end of the referral confirmation period—
- give the applicant an action notice; and
 - give a copy of the action notice to the assessment manager, at the same time the action notice is given to the applicant.
- 8.2 The applicant must comply with all the actions in the action notice and give notice to the referral agency that it has complied with the action notice, within 20 days, starting the day after the day the applicant was given the action notice, or a further period agreed between the applicant and the referral agency.
- 8.3 If the applicant complies with all of the actions in the action notice in accordance with section 8.2, the application is a properly referred application on the day the applicant gives the referral agency notice that the applicant has complied with the action notice.

⁵ Not taking this action within the period prescribed will result in the application lapsing – see section 31.

- 8.4 After receiving notice under section 8.3, the referral agency must give a referral confirmation notice to the applicant and a copy to the assessment manager within 5 days of the applicant complying with the actions.
- 8.5 If the applicant does not comply with section 8.2—
- the application is taken to have not been referred;⁶ and
 - the referral agency must within 5 days give the assessment manager notice that the application is taken to have not been referred.

9 Referral agency's assessment

- 9.1 The **referral agency assessment period** starts the day after the earlier of the following occurs—
- the referral confirmation notice has been given; or
 - if no action notice has been given, the referral confirmation period has ended.
- 9.2 The referral agency must give a **referral agency response** to the assessment manager, and a copy to the applicant, before the end of the referral agency assessment period being—
- the number of days prescribed under schedule 2 or a further period agreed between the applicant and the referral agency; or
 - if not prescribed under schedule 2, 25 days or a further period agreed between the applicant and the referral agency.
- 9.3 The referral agency assessment period includes the number of days taken by the referral agency to make an **information request** under section 12.
- 9.4 The referral agency assessment period does not include—
- any further period agreed under part 3; or
 - any time taken for an applicant to respond to the information request under section 13.

10 End of part 2

- 10.1 Part 2 is complete when the first of the following occurs—
- all referral agency responses have been received by the assessment manager; or
 - the period for all referral agencies to provide a referral agency response to the assessment manager has ended.

⁶ Not taking this action within the period prescribed, including any further period agreed, will result in the application lapsing – see section 31.

Part 3: Information request

11 When part 3 does not apply

- 11.1 Part 3 does not apply if—
- the applicant has advised on the approved form that the applicant does not agree to accept an information request; or
 - the assessment manager has stated on the confirmation notice that it does not intend to make an information request and—
 - there are no referral agencies for the application; or
 - all referral agencies for the application have given responses before the development application was made in accordance with section 57 of the Act.
- 11.2 If, at the time of making the application, the applicant does not agree to accept an information request, an **assessing authority** need not accept any additional information provided by the applicant during the development assessment process, unless by agreement between an assessing authority and the applicant.
- 11.3 Despite section 11.1(a), part 3 still applies if the application—
- is also taken to be an application for an environmental authority; or
 - is also taken to be an application for a decision under section 62 of the *Transport Infrastructure Act 1994*; or
 - includes a **variation request**; or
 - is for building work assessable against the building assessment provisions.
 - is for a development prescribed by the Planning Regulation as requiring social impact assessment as identified under section 106T of the Act.

12 Making an information request

- 12.1 Subject to section 11, an assessing authority may make an information request.⁷
- 12.2 Any information request made by the assessment manager must be made to the applicant within 10 days, or a further period agreed between the applicant and the assessment manager, starting the day after part 1 has ended.
- 12.3 Despite section 12.2, if part 2 and part 4 are not relevant to the application, the assessment manager may end the confirmation period by making an information request.
- 12.4 Any information request made by a referral agency must be made to the applicant and a copy given to the assessment manager within the first 10 days of the referral agency assessment period or a further period agreed between the applicant and the referral agency.
- 12.5 An assessing authority may give advice to the applicant about an information request or any other matter, including how the applicant may change the application.⁸

13 Applicant's response

- 13.1 The period for the applicant to respond to an information request is 3 months from the date the information request was made or a further period agreed between the applicant and the assessing

⁷ Any information request must be within the limits of the assessing authority's jurisdiction.

⁸ Any advice must be within the limit of the assessing authority's jurisdiction.

- authority that made the information request.
- 13.2 The applicant may respond by giving the assessing authority that made the information request, within the period stated under section 13.1—
- (a) all of the information requested; or
 - (b) part of the information requested; or
 - (c) a notice that none of the information will be provided.
- 13.3 For any response given in accordance with sections 13.2(b) or (c), the applicant may also advise the assessing authority that it must proceed with its assessment of the application.
- 13.4 An applicant must provide a copy of any response to an information request made by a referral agency to the assessment manager.

14 End of the applicant's response period

- 14.1 The applicant's response period in section 13.1 ends if—
- (a) the applicant has responded under section 13.2(a); or
 - (b) the applicant has responded under sections 13.2(b) or (c) and the applicant has advised the assessing authority to proceed with the assessment of the application.
- 14.2 If an applicant does not respond to the information request in accordance with section 13.2 and 13.3 if applicable within the period stated under section 13.1, the assessing authority's assessment continues from the day after the day on which the period under section 13.1 would have otherwise ended.

15 End of part 3

- 15.1 Part 3 is complete when—
- (a) if no assessing authority makes an information request, the later of the periods stated under sections 12.2 and 12.4, as relevant to the application, has ended; or
 - (b) if any assessing authority makes an information request, the earlier of the following occurs—
 - (i) the applicant has finished responding to all information requests in the way stated under section 14.1; or
 - (ii) all periods for the applicant to respond to all information requests as stated in section 13.1 have ended.

Ch1 – Pt1:
ApplicationCh1 – Pt2:
ReferralCh1 – Pt3:
Information
requestCh1 – Pt4:
Public notificationCh1 – Pt5:
DecisionCh1 – Pt6:
Changes to app
and ref agency
responseCh1 – Pt7:
MiscellaneousCh2 – Pt1:
ApplicationCh2 – Pt2:
Information
requestCh2 – Pt3:
Public notificationCh2 – Pt4:
DecisionCh2 – Pt5:
Miscellaneous

Schedules

Part 4: Public notification

16 When this part starts

- 16.1 If there are no referral agencies for the application and part 3 does not apply because—
- the applicant has advised that it does not wish to receive an information request and it is not an application mentioned in section 11.3; or
 - the assessment manager states in the confirmation notice that it does not intend to make an information request;
- public notification must start within 20 days of the day after the confirmation notice is given to the applicant.
- 16.2 If—
- the applicant has advised that it does not wish to receive an information request; and
 - it is not an application mentioned in section 11.3; and
 - there are referral agencies;
- public notification must start within 20 days after the day the last referral assessment period for any referral agency has started.
- 16.3 If sections 16.1 and 16.2 do not apply, public notification must start within 20 days of the day after part 3 has ended.
- 16.4 For a **changed application**, where public notification is required to be undertaken again from its beginning, public notification must commence within 20 days after—
- if both part 2 and part 4 are relevant to the application as a result of the changed application, the day after part 3 has ended;
 - otherwise, the day after the notice is given under section 26.2(a) or 26.2(c).

17 Public notice requirements

- 17.1 The applicant, or the assessment manager acting under section 53(10) of the Act, must give public notice by—
- placing notice on the premises the subject of the application that must remain on the premises for the period of time up to and including the **stated day**; and
 - giving notice to the **adjoining owners** of all lots adjoining the premises the subject of the application; and
 - publishing a public notice complying with the public notice requirements stated in the confirmation notice.
- 17.2 Despite section 17.1, if the application is for development prescribed by the Planning Regulation as requiring social impact assessment as identified under section 106T of the Act, the applicant, or the assessment manager acting under section 53(10) of the Act, must give public notice by –
- giving notice to all affected local governments as:
 - identified in the social impact assessment for development; or
 - nominated by the chief executive, if the chief executive decided not to require a social impact assessment for the development, and
 - giving notice to the **adjoining owners** of all lots adjoining the premises the subject of the application; and
 - giving notice to all owners of lots located within 1500m of the premises the subject of the application; and

Ch1 – Pt1:
ApplicationCh1 – Pt2:
ReferralCh1 – Pt3:
Information
requestCh1 – Pt4:
Public notificationCh1 – Pt5:
DecisionCh1 – Pt6:
Changes to app
and ref agency
numbersCh1 – Pt7:
MiscellaneousCh2 – Pt1:
ApplicationCh2 – Pt2:
Information
requestCh2 – Pt3:
Public notificationCh2 – Pt4:
DecisionCh2 – Pt5:
Miscellaneous

Schedules

- (d) if a community notice board exists and permission is given by an authorised person, placing a **notice on community notice boards** for the period of time up to and including the stated day, and
- (e) giving notice on the assessment manager's website for the period of time up to and including the stated day, and
- (f) publishing a public notice complying with the public notice requirements stated in the confirmation notice.

An applicant is not precluded from and may undertake supplementary public notification measures (such as broadcasting on a local radio station) in addition to those prescribed in 17.2.

- 17.3 The applicant must give notice to the assessment manager of the intended start date of public notification.
- 17.4 Schedule 3 prescribes the way in which public notice must be given.
- 17.5 For sections 17.1 and 17.2, public notice requirements must be undertaken within the period prescribed under section 16.⁹

18 Notice of compliance

- 18.1 If the applicant gives public notice, it must, within 10 days from the day after the last day on which a submission may be made, or a further period agreed between the applicant and the assessment manager, give the assessment manager notice of compliance with the public notice requirements.¹⁰
- 18.2 Schedule 3 prescribes the way in which notice of compliance must be given for items 17.2 (d).

19 Submissions

- 19.1 The assessment manager—
 - (a) must accept a submission¹¹ if the submission is a **properly made submission**; and
 - (b) may accept a submission even if the submission is not a properly made submission.
- 19.2 Anyone who has made a properly made submission, or a submission the assessment manager has accepted, may by notice—
 - (a) amend the submission before the stated day by which submissions must be received (or stated day in a subsequent public notice where re-notification has occurred); or
 - (b) withdraw the submission at any time before the application is decided.
- 19.3 Where submissions have been accepted under section 19.1 for the application, the assessment manager has up to 10 days, or a further period agreed between the applicant and the assessment manager, to consider the submissions starting—
 - (a) where the applicant has undertaken public notification, the day after the day the assessment manager receives notice of compliance under section 18.1; or
 - (b) otherwise, the day after the stated day.

⁹ The **public notification period** starts in accordance with section 53(5) of the Act. Not taking this action within the period prescribed, will result in the application lapsing – see section 31.

¹⁰ Not taking this action within the period prescribed will result in the application lapsing – see section 31.

¹¹ Section 53(4) of the Act establishes the dates for making a submission for an application.

20 End of part 4

20.1 Part 4 is complete—

- (a) if submissions are received—
 - (i) the day the period to consider submissions under section 19.3 has ended; or
 - (ii) before the period has ended under section 19.3, the day the assessment manager gives notice to the applicant to end the period.
- (b) if no submissions are received—
 - (i) the day after the assessment manager receives a notice of compliance from the applicant; or
 - (ii) the stated day on the public notice if public notice is given by the assessment manager.

Ch1 - Pt1:
Application

Ch1 - Pt2:
Referral

Ch1 - Pt3:
Information
request

Ch1 - Pt4:
Public notification

Ch1 - Pt5:
Decision

Ch1 - Pt6:
Changes to app
and ref agency
minutes

Ch1 - Pt7:
Miscellaneous

Ch2 - Pt1:
Application

Ch2 - Pt2:
Information
request

Ch2 - Pt3:
Public notification

Ch2 - Pt4:
Decision

Ch2 - Pt5:
Miscellaneous

Schedules

Part 5: Decision

21 When this part starts

- 21.1 The assessment manager cannot decide the application until parts 1, 2, 3 and 4, as relevant to the application, have ended.
- 21.2 Despite section 21.1, if parts 2, 3 and 4 are not relevant to the application, the assessment manager may end the confirmation period by giving a **decision notice**.
- 21.3 If part 2 and part 4 are not relevant to the application and the assessment manager does not make an information request under part 3, the period stated under section 22 starts the day after part 1 ended.

22 Decision period – generally

- 22.1 The assessment manager must—
- assess and decide the application within 35 days (**decision period**) in accordance with section 60 and 61 of the Act¹², or a further period agreed between the assessment manager and the applicant, from the end of the last relevant part in section 21¹³; and
 - subject to section 22.2, give a decision notice in accordance with section 63 of the Act within 5 days of deciding the application.¹⁴
- 22.2 Despite section 22.1, for giving a decision notice under section 63(1)(e) of the Act—
- if the application is approved, the assessment manager must give a copy of the decision notice to each **principal submitter** within 5 days after the earliest of the following happens—
 - the applicant gives the assessment manager a written notice stating that the applicant does not intend to make **change representations** in accordance with section 75 of the Act;
 - the applicant gives the assessment manager notice of the applicant's appeal; or
 - the applicant's appeal period ends.
 - if the application is refused, the assessment manager must give a copy of the decision notice to each principal submitter at the same time as the decision notice is given to the applicant.
- 22.3 The assessment manager's decision period includes the number of days taken by the assessment manager to make an information request under section 12.
- 22.4 However, for section 22.3 where the number of days taken by the assessment manager to make an information request is greater than 10 days, the number of days taken by the assessment manager to make an information request is taken to be 10 days.¹⁵
- 22.5 If there is a **concurrence agency** for the application, the application must not be decided within 10 days of the last concurrence agency response being received by the assessment manager unless the applicant gives notice to the assessment manager that it does not intend to make **representations** about the concurrence agency response under section 30.

¹² For a change application under section 82 of the Act, section 63 of the Act is not applicable – section 83 of the Act applies instead.

¹³ See section 38 for instances where a further period need not be agreed with the applicant.

¹⁴ In accordance with sections 77(1) and 77(2) of the *Building and Construction Industry (Portable Long Service Leave) Act 1991* an assessment manager must not give a development permit for certain development types without sighting an approved form showing payment or an exemption of payment of the long service leave levy.

¹⁵ For example, if an assessment manager makes an information request to the applicant on the sixth day of the information request period, then the assessment manager's decision period is 35 days less 6 days, which is 29 days. If the information request has been extended by agreement, only the initial 10 days are included as being part of the decision period.

- 22.6 Despite section 22.1, a further agreed period between the applicant and assessment manager does not apply if the assessment manager has been given a direction under section 95(1)(c) of the Act to decide the application or section 105(7) of the Act applies in relation to the application.

23 Decision period – changed circumstances

- 23.1 Despite section 22, if the assessment manager receives notice from a concurrence agency under section 28.4, the assessment manager must not decide the application until—
- the assessment manager receives a copy of the amended referral agency response; or
 - the end of 10 days, including any further period agreed, after the day of the notice under section 28.4.
- 23.2 Despite section 22, the decision period starts again from its beginning¹⁶—
- if a concurrence agency gives a concurrence agency response or an amended concurrence agency response under section 28, the day after the assessment manager receives the response or the amended response;
 - if notice under section 29.2 is given during the decision stage, the day after part 2, as it relates to the missed referral agency, ends; or
 - if section 26 is relevant to the application—
 - the day after part 2 ends; or
 - the day after part 4, ends; or
 - where both part 2 and part 4 are relevant, the day the last of these parts as they relate to section 26, ends.
 - If the application is for development prescribed by the Planning Regulation as requiring social impact assessment as identified under section 106T of the Act –
 - When the applicant changes the social impact assessment report under section 106X of the Act or amending community benefit agreements under section 106ZA of the Act.
- 23.3 Despite section 22, where section 36 is relevant to the application and the assessment manager takes the action—
- before part 5 starts, part 5 does not start until the day after the action is completed; or
 - after part 5 has started, the decision period stops the day after the action is taken and starts again the day after the action is completed.

24 End of part 5

- 24.1 Part 5 is complete when the assessment manager gives a decision notice to those required to receive it under section 63(1) of the Act.¹⁷

¹⁶ In this instance, the decision period is still the period prescribed, less any time taken by the assessment manager to make an information request, and does not include any further period agreed under part 3.

¹⁷ Note that in certain instances an application may be subject to deemed approval, as set out under section 64(1) of the Act.

Part 6: Changes to the application and referral agency responses

25 Giving notice of a changed application

- 25.1 If an applicant gives a notice to the assessment manager under section 52(1) of the Act to change the application before it is decided, the assessment manager must—
- give a copy of the notice to each referral agency for the original application, and any other referral agency required to be referred the application as a result of the change; and
 - advise each referral agency,¹⁸ with a copy to the applicant, of the effect of the change on the development assessment process.

26 Effect of a change that is about a matter raised in a submission, information request or further advice

- 26.1 For a change that is not a **minor change**,¹⁹ the development assessment process does not stop if the assessment manager is satisfied the change—
- only deals with a matter raised in a properly made submission for the application; or
 - is in response to an information request for the application; or
 - is in response to further advice provided by an assessing authority about the application.
- 26.2 Where part 4 applies to the changed application—
- if part 4 did not apply to the original application—
 - the assessment manager must give the applicant a confirmation notice within 10 days after the day the assessment manager receives notice of the change and part 4 must be undertaken for the changed application in accordance with section 16.4; and
 - the assessment manager cannot decide the application until part 4 has ended.
 - if part 4 had started or ended for the original application when the change was made, public notification must be undertaken again unless the assessment manager is satisfied the change would not be likely to attract a submission objecting to the thing comprising the change, if public notification were to apply to the change.
 - if public notification is required under 26.2(b), the assessment manager must give notice to the applicant within 5 days of receiving notice about the change, advising that public notification is required and public notification for the changed application must be undertaken in accordance with section 16.4.
- 26.3 If a change to the application causes additional **referral requirements** the application, including the change, must be referred to the relevant referral agency for the additional referral requirements under part 2.
- 26.4 Where section 26.3 is relevant to the application, part 2 applies in its entirety except—
- the period under section 5.1 is taken to start the day after the applicant receives advice under

¹⁸ Including each referral agency for the original application, and any other referral agency required to be referred the application as a result of the change.

¹⁹ Under section 52(3) of the Act, if the change is a minor change, then the change does not affect the development assessment process.

- section 25.1(b); and
- (b) a confirmation notice is not required.

26.5 Despite section 11.1, any referral agency referred the application as a result of this section may make an information request.

26.6 The assessment manager cannot decide the application until part 2 and part 4, as relevant to the changed application, has ended.

27 Effect of other changes

27.1 For a change that is not a minor change, the development assessment process stops on the day notice of a change is received by the assessment manager, and starts again at the beginning of the assessment manager's confirmation period, if the assessment manager is satisfied the change is not a change under section 26.1.

27.2 Despite section 11.1, if a change under this section is made, any assessing authority may make an information request.

27.3 If public notification applied to the original application and the change under section 27.1 was made during part 4 or after part 4 had ended then part 4 must start again from its beginning, unless the assessment manager is satisfied the change would not be likely to attract a submission objecting to the thing comprising the change, if public notification were to apply to the change.

28 Concurrency agency changes its response or gives a late notice

28.1 Despite part 2, a concurrence agency may, after its referral agency assessment period and any further period agreed ends, change its referral agency response or give a late referral agency response before the application is decided, subject to section 28.2 and 28.3.

28.2 A concurrence agency may change its referral agency response at any time before the application is decided if—

- (a) the change is in response to a change which the assessment manager is satisfied is a change under section 26.1; or
- (b) the Minister has given the concurrence agency a direction under section 99 of the Act; or
- (c) the applicant has given written agreement to the change to the referral agency response.²⁰

28.3 A concurrence agency may give a late referral agency response before the application is decided, if the applicant has given written agreement to the late referral agency response.

28.4 If a concurrence agency proposes to change its referral agency response under section 28.2(a), the concurrence agency must—

- (a) give notice of its intention to change its referral agency response to the assessment manager and a copy to the applicant within 5 days of receiving notice of the change under section 25.1; and
- (b) the concurrence agency has 10 days from the day of giving notice under paragraph (a), or a further period agreed between the applicant and the concurrence agency, to give an amended referral agency response to the assessment manager and a copy to the applicant.

²⁰ In the instance where an applicant has made representations to the concurrence agency under section 30, and the concurrence agency agrees to make the change included in the representations, section 28.2(c) is taken to have been satisfied.

Ch1 - Pt1:
ApplicationCh1 - Pt2:
ReferralCh1 - Pt3:
Information
requestCh1 - Pt4:
Public notificationCh1 - Pt5:
DecisionCh1 - Pt6:
Changes to app
and ref agency
responsesCh1 - Pt7:
MiscellaneousCh2 - Pt1:
ApplicationCh2 - Pt2:
Information
requestCh2 - Pt3:
Public notificationCh2 - Pt4:
DecisionCh2 - Pt5:
Miscellaneous

Schedules

Part 7: Miscellaneous

29 Missed referral agency

- 29.1 This section applies if, at any time before the application is decided, an applicant has not referred the application to a referral agency referred to in section 55(1) of the Act or to another referral agency for all referral requirements under section 55(2) of the Act in the time provided to refer the application (a **missed referral agency**).²¹
- 29.2 A **party** to the application may, by notice given to each other party to the application, advise the parties that the applicant has not referred the application in accordance with section 54(1) of the Act.
- 29.3 Despite section 31.1(a) and subject to section 31.4 where notice has been given under section 29.2, the application does not lapse as a result of a missed referral agency.²²
- 29.4 The applicant must refer the application in accordance with section 5.1, as if 'the day after part 1 has ended' is 'after the day the applicant gave or received notice about a missed referral agency'.
- 29.5 Part 2 and part 3 apply to the missed referral agency once action is taken under section 29.4.
- 29.6 Despite section 11.1, any referral agency referred the development application as a result of this section may make an information request.
- 29.7 If a notice about a missed referral agency is given before part 5 starts, then part 5 cannot start before part 2 has ended in relation to the missed referral agency.²³
- 29.8 If part 4 applies to the application, the giving of a notice under this section has no effect on any actions already undertaken under part 4.

30 Representations about a referral agency response

- 30.1 An applicant may make representations to a concurrence agency at any time before the application is decided, about changing a matter in the referral agency response.²⁴

31 Lapsing of the application

- 31.1 An application lapses if the applicant does not carry out the following actions in the prescribed period, including any further agreed period under the relevant section—
- give the referral agency material to each referral agency that is party to the application and advise the assessment manager when the referral agency material was given under section 5, section 27 or section 29, as relevant to the application;²⁵ or
 - undertake the actions to publicly notify the application requiring public notification; or
 - give a notice of compliance under section 18 to the assessment manager for the application

²¹ As provided for under section 5.

²² As set out in section 31.4, this section has no effect where a missed referral notice has already been given about the missed referral agency.

²³ Section 23.2 describes the effect on the decision period if part 5 had already commenced before notice about the missed referral had been given.

²⁴ An applicant may elect, under section 32, to stop the assessment manager's decision period in which to take this action. If a concurrence agency wishes to amend their response in relation to representations made under this section, they must do so in accordance with section 28.

²⁵ This provision is subject to section 29.3.

requiring public notification.

- 31.2 Despite section 31.1 the applicant may revive the application within 20 days of the application lapsing by—
- (a) undertaking the actions under section 31.1; and
 - (b) giving notice to the assessment manager advising that the relevant actions under section 31.1 have been undertaken.
- 31.3 If the applicant does not undertake the required actions under section 31.2 within the prescribed period, the lapsed application may not be revived.
- 31.4 If the applicant has not taken the action required under section 29.4 in the prescribed period and the period under section 31.2 has expired, section 29.3 has no effect.

32 Stopping a current period

- 32.1 The applicant may stop a **current period** in the development assessment process under the **DA Rules**, unless the application has lapsed or is required by an **enforcement notice** or in response to a **show cause notice**.
- 32.2 To stop an assessing authority's current period, the applicant must give notice to—
- (a) the assessment manager, to stop the assessment manager's current period, at any time after the application is properly made and before the application is decided; or
 - (b) a referral agency, to stop a referral agency's current period, at any time after the application is properly referred and before the referral agency has given a referral agency response.
- 32.3 Where the applicant gives a notice under section 32 to a referral agency, a copy must also be given to the assessment manager.
- 32.4 To stop an applicant's current period—
- (a) the applicant must give notice about stopping a current period to the assessment manager and any referral agency that has not given its referral response; and
 - (b) the application must—
 - (i) have been accepted as a properly made application; and
 - (ii) not be in the **public notification period**.
- 32.5 The current period—
- (a) is stopped for the period stated in the notice starting the day after the notice is received by the assessment manager or referral agency; and
 - (b) the balance restarts the day after—
 - (i) the period stated in the notice ends; or
 - (ii) the assessment manager or referral agency receives notice that the notice has been withdrawn by the applicant.
- 32.6 A notice given under section 32.2 and section 32.4 may be—
- (a) withdrawn at any time; and
 - (b) given as many times as required for a cumulative period of up to 130 days.

33 Notices about further periods agreed

- 33.1 Any agreement for a further period under the DA Rules must be made before the end of the relevant period by notice between the parties identified in the relevant section of the DA Rules and must identify the section of the DA Rules to which the agreement relates and a copy must be given by the party who initiated the extension, to any other party to the application.

Ch1 - Pt1:
ApplicationCh1 - Pt2:
ReferralCh1 - Pt3:
Information
requestCh1 - Pt4:
Public notificationCh1 - Pt5:
DecisionCh1 - Pt6:
Changes to app
and ref agency
responseCh1 - Pt7:
MiscellaneousCh2 - Pt1:
ApplicationCh2 - Pt2:
Information
requestCh2 - Pt3:
Public notificationCh2 - Pt4:
DecisionCh2 - Pt5:
Miscellaneous

Schedules

34 Third party advice about an application

- 34.1 An assessment manager or concurrence agency for the application may, within the limits of its jurisdiction, ask any **third party** for **third party advice** about the application at any point in the development assessment process before a decision is made.

35 Further advice about an application

- 35.1 An assessment manager or concurrence agency for the application may, at any time before the application is decided, give **further advice** about the application to the applicant.
- 35.2 Further advice may include advice about how the applicant may change the application.²⁶

36 Effect of the *Native Title Act 1993* (Cwlth)

- 36.1 Taking action under the *Native Title Act 1993* (Cwlth), part 2, division 3 has the following effect on processes set out under the DA Rules or chapter 3 of the Act—
- (a) for a development application under the DA Rules, the assessment manager can only decide an application once any action taken under part 2, division 3 of the *Native Title Act 1993* (Cwlth) has been completed;
 - (b) for a change application under section 78 of the Act, **a responsible entity** can only decide an application once action taken under part 2, division 3 of the *Native Title Act 1993* (Cwlth) has been completed; or
 - (c) for a development application subject to chapter 3, part 6, division 3 of the Act, the Minister can only decide an application once action under part 2, division 3 of the *Native Title Act 1993* (Cwlth) has been completed.

37 Publishing a notice about the decision

- 37.1 For publishing a notice about the decision under section 63(4) or section 83(8) of the Act, the assessment manager must publish the notice no later than 5 days after—
- (a) if the application is approved, the earliest of the following happens—
 - (i) the applicant gives the assessment manager a written notice stating that the applicant does not intend to make change representations in accordance with section 75 of the Act;
 - (ii) the applicant gives the assessment manager notice of the applicant's appeal; or
 - (iii) the applicant's appeal period ends;
 - (b) if the application is refused, giving the decision notice to the applicant.
- 37.2 For publishing a notice about the decision under section 56(6) of the Act, the referral agency must publish the notice not later than 5 days after receiving a copy of the decision notice from the assessment manager.

²⁶ Any advice must be within the limit of the assessment manager or concurrence agency's jurisdiction.

38 Effect of local government caretaker period for particular applications

- 38.1 Section 38.2 applies—
- (a) to an application involving a variation request, if the decision for the application is a **major policy decision**; and
 - (b) if the decision period for the application would end either—
 - (i) during the **caretaker period**; or
 - (ii) within 10 days after the end of the caretaker period; and
 - (c) despite, but without limiting, section 22.1(a) and 33.1.
- 38.2 The assessment manager may, without the agreement of the applicant, give a notice to the applicant extending the decision period until a day no later than 10 days after the end of the caretaker period.

39 Transitional provisions

- 39.1 Section 39.2 and 39.3 apply to an application if at the date version 1.3 of the DA Rules takes effect, the applicant or the assessment manager acting under section 53(10) of the Act had commenced but not completed giving public notice in accordance with the requirements under section 17 of version 1.2 of the DA Rules.
- 39.2 Section 17 of version 1.2 of the DA Rules continues to apply to the application instead of section 17 of version 1.3 of the DA Rules.
- 39.3 Despite section 39.2, public notification may be undertaken in accordance with a method stated in section 17.1(c) and (d) of version 1.3 of the DA Rules.

Ch1 – Pt1:
ApplicationCh1 – Pt2:
ReferralCh1 – Pt3:
Information
requestCh1 – Pt4:
Public notificationCh1 – Pt5:
DecisionCh1 – Pt6:
Changes to app
and ref agency
numbersCh1 – Pt7:
MiscellaneousCh2 – Pt1:
ApplicationCh2 – Pt2:
Information
requestCh2 – Pt3:
Public notificationCh2 – Pt4:
DecisionCh2 – Pt5:
Miscellaneous

Schedules

Chapter 2: Applications for State facilitated development

This chapter provides the rules for administering an application for State facilitated development, that is a development application (including proposed development application) and a change application (including a proposed change application) other than for a minor change to a development approval.

Under section 106J of the Act, the chief executive must assess and decide, or reassess and re-decide the application for State facilitated development.

An application for State facilitated development that is not substantially different from the relevant application, where the relevant application is a proposed development application or proposed change application, is required to be made to the chief executive within the **application period**.

For a relevant application declared an application for State facilitated development after the application is made to the **decision-maker**, the **declaration notice** will state the **restarting point** for the application for State facilitated development.

If the declaration notice directs the decision-maker to assess all or part of an application for State facilitated development, this chapter (other than Part 4: Decision) applies to the assessment by the decision-maker.

Part 1: Application

1 Properly made application – Act, s51(6)²⁷

- 1.1 For section 51(6) of the Act, an application for State facilitated development is taken to be a properly made application on the day the application for State facilitated development is received by the chief executive, unless an action notice is given.
- 1.2 The chief executive must determine, within 5 days starting the day after the chief executive receives an application for State facilitated development (confirmation period), if the application for State facilitated development is a properly made application.
- 1.3 The giving of a confirmation notice or an action notice by the chief executive ends the confirmation period on the day the notice is given to the applicant.

2 Confirmation notice

- 2.1 A confirmation notice can only be given for a properly made application.
- 2.2 The chief executive must give the applicant a confirmation notice if any of the following apply—
 - (a) the application for State facilitated development requires public notification;
 - (b) as required in accordance with section 3.4 and 3.6.
- 2.3 The chief executive may, within the confirmation period, give the applicant a confirmation notice for any application.
- 2.4 For section 2.2(a), the confirmation notice must be given within the confirmation period.

²⁷ For change applications section 51 of the Act is not applicable – section 79 of the Act applies instead.

3 If the application for State facilitated development is not properly made

- 3.1 If the application for State facilitated development is not a properly made application, the chief executive must give the applicant an action notice before the end of the confirmation period.²⁸
- 3.2 The applicant must comply with all the actions in the action notice and give notice to the chief executive that it has complied with the action notice, within 20 days, starting the day after the day the applicant was given the action notice, or a further period agreed between the applicant and the chief executive.
- 3.3 If the applicant complies with all of the actions in the action notice in accordance with section 3.2, the application for State facilitated development is a properly made application on the day the applicant gives the chief executive notice that the applicant has complied with the action notice.
- 3.4 After receiving notice under section 3.2, the chief executive must within 5 days after the day the notice was received, give a confirmation notice to the applicant, if the applicant has complied with the action notice.
- 3.5 Despite section 3.2, the chief executive may, after giving an action notice, accept the application for State facilitated development as a properly made application in accordance with section 51(5) of the Act, despite non-compliance with an action notice.
- 3.6 For an application for State facilitated development accepted as a properly made application as referred to in section 3.5—
- the application for State facilitated development is taken to be a properly made application on the date the chief executive accepts the application in accordance with section 51(6) of the Act; and
 - the chief executive must give a confirmation notice before the period stated in section 3.2, including any further period agreed, has ended.
- 3.7 If the applicant does not comply with an action notice in accordance with section 3.2, and the chief executive has not accepted the application for State facilitated development under section 3.5, the application for State facilitated development is taken to have not been made.²⁹

4 End of part 1

- 4.1 Part 1 is complete when the following occurs—
- the chief executive gives a confirmation notice under section 2, section 3.4 or section 3.6 to the applicant; or
 - if the chief executive does not give a confirmation notice to the applicant and the application for State facilitated development is a properly made application, when the confirmation period ends.³⁰
- 4.2 Despite section 4.1, actions taken under sections 6.3 and 15.2 are also taken to end part 1.

²⁸ Where the chief executive accepts an application for State facilitated development in accordance with section 51(5)(c) of the Act it is considered that this is a properly made application, therefore an action notice is not required to be given.

²⁹ For this section, the development assessment process does not proceed. The lapsing provisions under section 19 do not apply.

³⁰ An application for State facilitated development that does not meet the requirements of section 51(6) cannot progress beyond this part.

Part 2: Information request

5 When part 2 does not apply

5.1 Part 2 does not apply if:

- (a) the applicant has advised the decision-maker on the approved form that the applicant does not agree to accept an information request;
- (b) the decision-maker has stated on the confirmation notice that it does not intend to make an information request; or
- (c) the chief executive has stated on the confirmation notice that an information request will not be made.

6 Making an information request

6.1 The chief executive may make an information request.

6.2 Any information request made by the chief executive must be made to the applicant within 10 days, or a further period agreed between the applicant and the chief executive, starting the day after part 1 has ended.

6.3 If part 3 is not relevant to the application for State facilitated development, the chief executive may end the confirmation period by making an information request.

6.4 The chief executive may give advice to the applicant about an information request or any other matter.

7 Applicant's response

7.1 The period for the applicant to respond to an information request is 30 days from the date the information request was made or a further period agreed between the applicant and the chief executive.

7.2 The applicant may respond by giving the chief executive that made the information request, within the period stated under section 7.1—

- (a) all of the information requested; or
- (b) part of the information requested; or
- (c) a notice that none of the information will be provided.

7.3 For any response given in accordance with sections 7.2(b) or (c), the applicant may also advise the chief executive that the assessment of the application for State facilitated development should proceed.

8 End of the applicant's response period

8.1 The applicant's response period in section 7.1 ends if—

- (a) the applicant has responded under section 7.2(a); or
- (b) the applicant has responded under sections 7.2(b) or (c) and the applicant has advised the chief executive to proceed with the assessment of the application for State facilitated development.

8.2 If an applicant does not respond to the information request in accordance with section 7.2 and 7.3 if applicable within the period stated under section 7.1, the chief executive's assessment continues from the day after the day on which the period under section 7.1 would have otherwise ended.

Ch1 - Pt1:
ApplicationCh1 - Pt2:
ReferralCh1 - Pt3:
Information
requestCh1 - Pt4:
Public notificationCh1 - Pt5:
DecisionCh1 - Pt6:
Changes to app
and ref agency
responseCh1 - Pt7:
MiscellaneousCh2 - Pt1:
ApplicationCh2 - Pt2:
Information
requestCh2 - Pt3:
Public notificationCh2 - Pt4:
DecisionCh2 - Pt5:
Miscellaneous

Schedules

9 End of part 2

- 9.1 Part 2 is complete when—
- (a) if the chief executive does not make an information request the period stated under section 6.2 has ended; or
 - (b) if the chief executive makes an information request, the earlier of the following occurs—
 - (i) the applicant has finished responding to the information request in the way stated under section 8.1; or
 - (ii) all periods for the applicant to respond to the information request as stated in section 7.1 have ended.

Ch1 – Pt1:
ApplicationCh1 – Pt2:
ReferralCh1 – Pt3:
Information
requestCh1 – Pt4:
Public notificationCh1 – Pt5:
DecisionCh1 – Pt6:
Changes to app
and ref agency
requirementsCh1 – Pt7:
MiscellaneousCh2 – Pt1:
ApplicationCh2 – Pt2:
Information
requestCh2 – Pt3:
Public notificationCh2 – Pt4:
DecisionCh2 – Pt5:
Miscellaneous

Schedules

Part 3: Public notification

10 When this part starts

10.1 Public notification must start—

- (a) within 20 days of the day after receiving a confirmation notice or notification notice; or
- (b) if the chief executive makes an information request, within 10 days of the day after part 2 has ended; or
- (c) an alternative timeframe as stated in the notification notice.

11 Public notice requirements

11.1 The applicant shall give public notice by complying with the confirmation notice or notification notice, and by—

- (a) placing notice on the premises the subject of the application for a State facilitated development that must remain on the premises for the period of time up to and including the stated day; and
- (b) giving notice to the adjoining owners of all lots adjoining the premises the subject of the application; and
- (c) publishing a public notice complying with the public notice requirements stated in the confirmation notice or notification notice.

11.2 The applicant must give notice to the chief executive of the intended start date of public notification.

11.3 Schedule 3 prescribes the way in which public notice must be given, if required by the confirmation notice or notification notice.

11.4 All public notice requirements under section 11.1 and 11.2 must be undertaken within the period prescribed under section 10.

12 Notice of compliance

12.1 If the applicant gives public notice, it must, within 10 days from the day after the last day on which a submission may be made, or a further period agreed between the applicant and the chief executive, give the chief executive notice of compliance with the public notice requirements.³¹

13 Submissions

13.1 The chief executive —

- (a) must accept a submission³² if the submission is a properly made submission; and
- (b) may accept a submission even if the submission is not a properly made submission.

13.2 Anyone who has made a properly made submission, or a submission the chief executive has accepted, may by notice—

³¹ For public notice requirements stated in a confirmation notice, not taking this action within the period prescribed will result in the application lapsing – see section 19.

³² The notification notice may establish the requirements for making a submission on an application for State facilitated development.

Ch1 – Pt1:
ApplicationCh1 – Pt2:
ReferralCh1 – Pt3:
Information
requestCh1 – Pt4:
Public notificationCh1 – Pt5:
DecisionCh1 – Pt6:
Changes to app
and ref agency
requirementsCh1 – Pt7:
MiscellaneousCh2 – Pt1:
ApplicationCh2 – Pt2:
Information
requestCh2 – Pt3:
Public notificationCh2 – Pt4:
DecisionCh2 – Pt5:
Miscellaneous

Schedules

- (a) amend the submission before the stated day by which submissions must be received (or stated day in a subsequent public notice where re-notification has occurred); or
- (b) withdraw the submission at any time before the application for State facilitated development is decided.
- 13.3 Where submissions have been accepted under section 13.1 for the application for State facilitated development, the chief executive has up to 10 days, or a further period agreed between the applicant and the chief executive, to consider the submissions starting—
- (a) where the applicant has undertaken public notification, the day after the day the chief executive receives notice of compliance under section 12.1; or
- (b) otherwise, the day after the stated day.

14 End of part 3

- 14.1 Part 3 is complete—
- (c) if submissions are received—
- (i) the day the period to consider submissions under section 13.3 has ended; or
- (ii) before the period has ended under section 13.3, the day the chief executive gives notice to the applicant to end the period.
- (d) if no submissions are received, the day after the chief executive receives a notice of compliance from the applicant.

Ch1 - Pt1:
ApplicationCh1 - Pt2:
ReferralCh1 - Pt3:
Information
requestCh1 - Pt4:
Public notificationCh1 - Pt5:
DecisionCh1 - Pt6:
Changes to app
and ref agency
responsesCh1 - Pt7:
MiscellaneousCh2 - Pt1:
ApplicationCh2 - Pt2:
Information
requestCh2 - Pt3:
Public notificationCh2 - Pt4:
DecisionCh2 - Pt5:
Miscellaneous

Schedules

Part 4: Decision

15 When this part starts

- 15.1 The chief executive cannot decide the application until parts 1, 2 and 3, as relevant to the application, have ended.
- 15.2 Despite section 15.1, if part 2 is not relevant to the application, the chief executive may end the confirmation period by giving a decision notice.
- 15.3 If the chief executive does not make an information request under part 2 and part 3 is not relevant, the period stated under section 16 starts the day after part 1 ended.

16 Decision period – generally

- 16.1 The chief executive must—
- assess and decide, or reassess and re-decide, the application under section 106J of the Act,³³ within 30 days (decision period) or a further period agreed between the chief executive and the applicant, from the end of the last relevant part in section 15; and
 - give a decision notice under 106L of the Act within 5 days of deciding the application for State facilitated development.³⁴
- 16.2 The chief executive's decision period includes the number of days taken by the chief executive to make an information request under section 6.
- 16.3 However, for section 16.2 where the number of days taken by the chief executive to make an information request is greater than 10 days, the number of days taken by the chief executive to make an information request is taken to be 10 days.³⁵

17 Decision period - changed circumstances

- 17.1 Despite section 16, where section 24 is relevant to the application for State facilitated development and the chief executive takes the action—
- before part 4 starts, part 4 does not start until the day after the action is completed; or
 - after part 4 has started, the decision period stops the day after the action is taken and starts again the day after the action is completed.

18 End of part 4

- 18.1 Part 4 is complete when the chief executive gives a decision notice to those required to receive it under section 106L of the Act.

³³ For a change application section 106L of the Act is not applicable – section 83 of the Act applies instead.

³⁴ In accordance with sections 77(1) and 77(2) of the *Building and Construction Industry (Portable Long Service Leave) Act 1991* a development permit must not be given for certain development types without sighting an approved form showing payment or an exemption of payment of the long service leave levy.

³⁵ For example, if the chief executive makes an information request to the applicant on the sixth day of the information request period, then the chief executive's decision period is 30 days less 6 days, which is 24 days. If the information request has been extended by agreement, only the initial 10 days are included as being part of the decision period.

Ch1 - Pt1:
ApplicationCh1 - Pt2:
ReferralCh1 - Pt3:
Information
requestCh1 - Pt4:
Public notificationCh1 - Pt5:
DecisionCh1 - Pt6:
Changes to app
and ref agency
numbersCh1 - Pt7:
MiscellaneousCh2 - Pt1:
ApplicationCh2 - Pt2:
Information
requestCh2 - Pt3:
Public notificationCh2 - Pt4:
DecisionCh2 - Pt5:
Miscellaneous

Schedules

Part 5: Miscellaneous

19 Lapsing of the application

- 19.1 An application for State facilitated development lapses if the applicant does not carry out the following actions in the prescribed period, including any further agreed period under the relevant section—
- undertake the actions in a confirmation notice to publicly notify the application for State facilitated development requiring public notification; or
 - give a notice of compliance under section 12 to the chief executive for the application for State facilitated development where a confirmation notice requires public notification.

20 Stopping a current period

- 20.1 The applicant may stop a current period in the development assessment process under the DA Rules, unless the application for State facilitated development has lapsed.
- 20.2 To stop the chief executive's current period, the applicant must give notice to the chief executive, to stop the chief executive's current period, at any time after the application for State facilitated development is properly made and before the application for State facilitated development is decided.
- 20.3 To stop an applicant's current period—
- the applicant must give notice about stopping a current period to the chief executive; and
 - the application must—
 - have been accepted as a properly made application; and
 - not be in the public notification period.
- 20.4 The current period—
- is stopped for the period stated in the notice starting the day after the notice is received by the chief executive; and
 - the balance restarts the day after—
 - the period stated in the notice ends; or
 - the chief executive receives notice that the notice has been withdrawn by the applicant.
- 20.5 A notice given under section 20.2 and section 20.3 may be—
- withdrawn at any time; and
 - given as many times as required for a cumulative period of up to 130 days.

21 Notices about further periods agreed

- 21.1 Any agreement for a further period under the DA Rules must be made before the end of the relevant period by notice between the applicant and the chief executive in the relevant section of the DA Rules and must identify the section of the DA Rules to which the agreement relates and a copy must be given by the party who initiated the extension, to the other party to the application.

22 Third party advice about an application for State facilitated development

- 22.1 The chief executive may ask any third party for third party advice about an application for State

Ch1 - Pt1:
ApplicationCh1 - Pt2:
ReferralCh1 - Pt3:
Information
requestCh1 - Pt4:
Public notificationCh1 - Pt5:
DecisionCh1 - Pt6:
Changes to app
and ref agency
responsesCh1 - Pt7:
MiscellaneousCh2 - Pt1:
ApplicationCh2 - Pt2:
Information
requestCh2 - Pt3:
Public notificationCh2 - Pt4:
DecisionCh2 - Pt5:
Miscellaneous

Schedules

facilitated development at any point in the development assessment process before a decision is made.

23 Further advice about an application

- 23.1 The chief executive may, at any time before the application for State facilitated development is decided, give further advice about the application for State facilitated development to the applicant.

24 Effect of the Native Title Act 1993 (Cwlth)

- 24.1 Taking action under the *Native Title Act 1993* (Cwlth), part 2, division 3 has the following effect on processes set out under the DA Rules or chapter 3 of the Act—
- (a) for a development application under the DA Rules, the chief executive can only decide an application for State facilitated development once any action taken under part 2, division 3 of the *Native Title Act 1993* (Cwlth) has been completed; or
 - (b) for a change application under section 78 of the Act, the chief executive can only decide a change application for an application for State facilitated development once action taken under part 2, division 3 of the *Native Title Act 1993* (Cwlth) has been completed.

Ch1 – Pt1:
ApplicationCh1 – Pt2:
ReferralCh1 – Pt3:
Information
requestCh1 – Pt4:
Public notificationCh1 – Pt5:
DecisionCh1 – Pt6:
Changes to app
and ref agency
numbersCh1 – Pt7:
MiscellaneousCh2 – Pt1:
ApplicationCh2 – Pt2:
Information
requestCh2 – Pt3:
Public notificationCh2 – Pt4:
DecisionCh2 – Pt5:
Miscellaneous

Schedules

Schedule 1: Substantially different development

1. An assessment manager or responsible entity, or chief executive (for an application for State facilitated development) may determine that the change is a minor change³⁶ to a development application or **development approval**, or application for State facilitated development where – amongst other criteria – a minor change is a change that would not result in ‘substantially different’ development.
2. An assessment manager or responsible entity, or chief executive (for an application for State facilitated development) must determine if the proposed change would result in substantially different development for a change—
 - (a) made to a proposed development application the subject of a response given under section 57(3) of the Act and a properly made application;
 - (b) made to a development application or made to an application for State facilitated development;
 - (c) made to a development approval after the appeal period.³⁷
3. In determining whether the proposed change would result in substantially different development, the assessment manager or referral agency, or chief executive (for an application for State facilitated development) must consider the individual circumstances of the development, in the context of the change proposed.
4. A change may be considered to result in a substantially different development if any of the following apply to the proposed change—
 - (a) involves a new use; or
 - (b) results in the application applying to a new parcel of land; or
 - (c) dramatically changes the built form in terms of scale, bulk and appearance; or
 - (d) changes the ability of the proposed development to operate as intended;³⁸ or
 - (e) removes a component that is integral to the operation of the development; or
 - (f) significantly impacts on traffic flow and the transport network, such as increasing traffic to the site; or
 - (g) introduces new impacts or increase the severity of known impacts; or
 - (h) For a development prescribed by the Planning Regulation as requiring social impact assessment as identified under section 106T of the Act –
 - Introduces new **social impacts** or increase the severity of known **social impacts**; or
 - (i) removes an incentive or offset component that would have balanced a negative impact of the development; or
 - (j) impacts on infrastructure provisions.

³⁶ For a definition of minor change, see schedule 2 of the Act.

³⁷ For changing development approvals, see chapter 3, part 5, division 2, subdivision 2 of the Act.

³⁸ For example, reducing the size of a retail complex may reduce the capacity of the complex to service the intended catchment.

Ch1 – Pt1:
ApplicationCh1 – Pt2:
ReferralCh1 – Pt3:
Information
requestCh1 – Pt4:
Public notificationCh1 – Pt5:
DecisionCh1 – Pt6:
Changes to app
and ref agency
powersCh1 – Pt7:
MiscellaneousCh2 – Pt1:
ApplicationCh2 – Pt2:
Information
requestCh2 – Pt3:
Public notificationCh2 – Pt4:
DecisionCh2 – Pt5:
Miscellaneous

Schedules

Schedule 2: Referral agency assessment period

Referral agency	Referral agency assessment period
1. The local government, as the concurrence agency for—	
(a) building work to demolish or remove any building or structure or rebuild, after removal, any building or structure; or	10 days
(b) building assessment work, as defined in the <i>Building Act 1975</i> , section 7, for a single detached class 1(a)(i) building, class 1(a)(ii) building comprising not more than 2 attached dwellings or a class 10 building; or	10 days
(c) other building assessment work.	15 days
2. Queensland Fire and Emergency Service	15 days
3. The relevant service provider as the concurrence agency for building work on a lot that contains, or is adjacent to a lot that contains, a sewer, water main or stormwater drain operated by or for the relevant service provider.	20 days

Ch1 – Pt1:
ApplicationCh1 – Pt2:
ReferralCh1 – Pt3:
Information
requestCh1 – Pt4:
Public notificationCh1 – Pt5:
DecisionCh1 – Pt6:
Changes to app
and ref agency
minutesCh1 – Pt7:
MiscellaneousCh2 – Pt1:
ApplicationCh2 – Pt2:
Information
requestCh2 – Pt3:
Public notificationCh2 – Pt4:
DecisionCh2 – Pt5:
Miscellaneous

Schedules

Schedule 3: Public notice requirements

1. The applicant or assessment manager must comply with the public notice requirements in this schedule when giving public notice in accordance with chapter 1, part 4 and chapter 2, part 3 of the DA Rules.
2. Where specified as a public notice requirement in chapter 1, section 17.1 and 17.2 or chapter 2, section 11.1, the following specifications must be met:
 - (a) for development applications, part 1 of this schedule provides the requirements and information that must be included on notices;
 - (b) for applications for State facilitated development, part 2 of this schedule provides the requirements and information that must be included on notices;
 - (c) for change applications, part 3 of this schedule provides the requirements and information that must be included on notices;
 - (d) for change applications for State facilitated development, part 4 of this schedule provides the requirements and information that must be included on notices;
 - (e) for development applications that propose development subject to social impact assessment, part 5 of this schedule provides:
 - (i) the requirements and information that must be included in notices, and
 - (ii) additional requirements for information to be included in a notice of compliance;
 - (f) for change applications for development subject to social impact assessment, part 6 of this schedule provides:
 - (i) the requirements and information that must be included on notices; and
 - (ii) additional requirements for information to be included in a notice of compliance.

General requirements for placing a public notice on the premises

3. For placing a public notice on the premises, a public notice must be—
 - (a) placed on, or within a reasonable distance of, the road frontage for the premises, ensuring that it is clearly visible from the road;
 - (b) mounted at least 300 millimetres (mm) above ground level;
 - (c) made of weatherproof material; and
 - (d) at least A0 size.
4. If the premises has more than one road frontage, a public notice must be placed on each publicly accessible road frontage for the premises.
5. The applicant must maintain the public notice from the day it is placed on the premises until the end of the notification period.
6. For placing a public notice on the premises, road frontage for the premises, means—
 - (a) the boundary between the premises and any **road adjoining** the premises; or
 - (b) if the only access to the premises is across other land, the boundary between the other land and any road adjoining the other land at the point of access.

General requirements for giving notice to owners of lots adjoining the premises

Ch1 - Pt1:
ApplicationCh1 - Pt2:
ReferralCh1 - Pt3:
Information
requestCh1 - Pt4:
Public notificationCh1 - Pt5:
DecisionCh1 - Pt6:
Changes to app
and ref agency
requirementsCh1 - Pt7:
MiscellaneousCh2 - Pt1:
ApplicationCh2 - Pt2:
Information
requestCh2 - Pt3:
Public notificationCh2 - Pt4:
DecisionCh2 - Pt5:
Miscellaneous

Schedules

7. For giving notice to owners of lots adjoining the premises, the notice must be given to the owners of all lots adjoining the premises the subject of the application or application for State facilitated development.
8. For giving notice to owners of lots adjoining the premises, the **adjoining owner** of a lot adjoining the premises the subject of the application or application for State facilitated development, is any of the following—
 - (a) if the adjoining lot is subject to the *Integrated Resort Development Act 1987* or the *Sanctuary Cove Resort Act 1985* – the primary thoroughfare body corporate;
 - (b) if the adjoining lot is subject to the *Mixed Use Development Act 1993* – the community body corporate;
 - (c) subject to paragraphs (a) and (b), if the adjoining lot is subject to the *Building Units and Group Titles Act 1980* – the body corporate;
 - (d) if the adjoining lot is, under the *Body Corporate and Community Management Act 1997*, scheme land for a community titles scheme—
 - (i) the body corporate for the scheme;
 - (ii) if the adjoining lot is scheme land for more than one community titles scheme – the body corporate for the community titles scheme that is a principal scheme;
 - (e) if there is a time share scheme, as defined under the *Local Government Act 2009*, for a structure on the adjoining lot – the person notified to the local government concerned as the person responsible for the administration of the scheme as between the participants in the scheme;
 - (f) if the adjoining lot is land being bought from the state for an estate in fee simple under the *Land Act 1994* – the buyer;
 - (g) if the adjoining lot is land granted in trust or reserved and set apart and placed under the control of trustees under the *Land Act 1994* – the trustees of the land;
 - (h) if paragraphs (a) to (g) do not apply – the person for the time being entitled to receive the rent for the land or who would be entitled to receive the rent if the land were let to a tenant at a rent.
9. For giving notice to adjoining owners, roads, premises below high-water mark and the beds and banks of rivers are taken not to be adjoining premises.

General requirements for giving notice on a website

10. For giving notice on the assessment manager's website, or the chief executive's website for an application for State facilitated development, the notice must—
 - (a) be published on the website in a section of the website where public notices are published; and
 - (b) remain on the website for the period of time up to and including the stated day.

Ch1 – Pt1:
ApplicationCh1 – Pt2:
ReferralCh1 – Pt3:
Information
requestCh1 – Pt4:
Public notificationCh1 – Pt5:
DecisionCh1 – Pt6:
Changes to app
and ref agency
numbersCh1 – Pt7:
MiscellaneousCh2 – Pt1:
ApplicationCh2 – Pt2:
Information
requestCh2 – Pt3:
Public notificationCh2 – Pt4:
DecisionCh2 – Pt5:
Miscellaneous

Schedules

Part 1 – Public notice requirements for development applications (other than applications for state facilitated development and applications subject to social impact assessment)

1A – Specifications for public notice on the premises

1. Figure 1 in this part³⁹ —
 - (a) shows the general layout for a public notice on the premises; and
 - (b) identifies the breakdown of sections as they appear in table 1, which identifies the information that is to be included and the minimum specifications.
2. If additional text lines are required to accommodate the required information, then the notice is to be increased in size from the minimum requirements to accommodate the additional text.
3. Font size must be clearly legible and meet the minimum text height requirements specified in table 1.
4. Internal border lines shown in figure 1 may be adjusted within the sign where additional space is required to fit the relevant information in each section.
5. Unless stated otherwise, all sections and specifications for the public notice are mandatory minimum requirements.

³⁹ A downloadable template of this notice, including the symbols, is available on the department's website at <https://planning.statedevelopment.qld.gov.au/planning-framework/development-assessment/development-assessment-process/forms-and-templates>

Ch1 – Pt1:
ApplicationCh1 – Pt2:
ReferralCh1 – Pt3:
Information
requestCh1 – Pt4:
Public notificationCh1 – Pt5:
DecisionCh1 – Pt6:
Changes to app
and ref agency
requirementsCh1 – Pt7:
MiscellaneousCh2 – Pt1:
ApplicationCh2 – Pt2:
Information
requestCh2 – Pt3:
Public notificationCh2 – Pt4:
DecisionCh2 – Pt5:
Miscellaneous

Schedules

Section 1

**PROPOSED DEVELOPMENT
HAVE YOUR SAY**

Section 2

**[INSERT THE PROPOSED USE(S) OF THE LAND AS DEFINED
IN THE PLANNING SCHEME]**

Section 3

[Insert the street address of the site that the application relates to]
[Insert the real property (e.g. lot on plan)]
Approval sought: [Insert the types of approval sought (i.e. preliminary approval, development permit, and material change use)]
Application reference: [Insert application reference number i.e. MCUXXXXXXXX]
Make a submission: [Insert period start and end date]

Section 4

Lot size and frontage [Insert minimum lot size and minimum frontage]
Building height [Insert proposed building height in metres of storeys at upper most projection]
Setbacks [Insert proposed side, rear and front setbacks]
Site cover [Insert proposed site coverage]

Section 5

For further information and to view a copy of the application, contact:
• [Insert assessment manager]
• [Insert assessment manager web address]
• [Insert assessment manager contact number]
Submissions can be made to:
• [Insert assessment manager]
• [Insert assessment manager postal address]
• [Insert assessment manager contact email]
To be eligible for appeal rights under the Planning Act 2016 submissions must be received within the period to make a submission stated above.
Public notification requirements are in accordance with the Planning Act 2016

Section 6

[Insert QR Code here if applicable]

Section 7

[Insert proposed development image]
[Insert proposed development image]
[Insert proposed development image]






Figure 1 - Design layout of public notices to be placed on the premises and notice given to adjoining owners

Table 1 - Information that must be included on a public notice on the premises

Section	Information that must be included and specification
Section 1	<p>'PROPOSED DEVELOPMENT'</p> <ul style="list-style-type: none"> Heading lettering must be capitalised in a bold style with a minimum text height of 51 mm. <p>'HAVE YOUR SAY'</p> <ul style="list-style-type: none"> Heading lettering must be capitalised in a bold style with a minimum text height of 36 mm.
Section 2	<p>Description of proposed development as defined in the planning scheme</p> <ul style="list-style-type: none"> Insert the proposed use (if a new or changed use is proposed) or the proposed development using the use defined in the planning scheme. Where relevant, include an indication of the scale or density of the development (e.g. number of lots, gross floor area). Lettering must be capitalised in a bold style with a minimum text height of 26 mm.

Ch1 - Pt1:
ApplicationCh1 - Pt2:
ReferralCh1 - Pt3:
Information
requestCh1 - Pt4:
Public notificationCh1 - Pt5:
DecisionCh1 - Pt6:
Changes to app
and ref agency
requirementsCh1 - Pt7:
MiscellaneousCh2 - Pt1:
ApplicationCh2 - Pt2:
Information
requestCh2 - Pt3:
Public notificationCh2 - Pt4:
DecisionCh2 - Pt5:
Miscellaneous

Schedules

Section	Information that must be included and specification	
Section 3		<p>(Where)</p> <ul style="list-style-type: none"> • Use the symbol provided. • Symbol to be adjacent to the left of the information. • Street address that the application relates to. • Lettering and symbol must be in a bold style with a minimum text height of 12 mm.
		<p>(On)</p> <ul style="list-style-type: none"> • Use the symbol provided. • Symbol to be adjacent to the left of the information. • Include real property description (i.e. lot on plan). • Lettering and symbol must be in a bold style with a minimum text height of 12 mm.
		<p>(Approval sought)</p> <ul style="list-style-type: none"> • Use the symbol provided. • Symbol to be adjacent to the left of the 'Approval sought' heading and information. • Include type(s) of approval sought (i.e. preliminary approval, development permit or both). • Lettering and symbol must be in a bold style with a minimum text height of 12 mm.
		<p>(Application reference)</p> <ul style="list-style-type: none"> • Use the symbol provided. • Symbol to be adjacent to the left of the 'Application reference' heading and information. • Include the application reference number. • Lettering and symbol must be in a bold style with a minimum text height of 12 mm.
		<p>(Make a submission)</p> <ul style="list-style-type: none"> • Use the symbol provided. • Symbol to be adjacent to the left of the 'Make a submission' heading and submission period. • Dates for submission period to be in long date format. If submission year is the same for both dates, submission year is only required to be included on the later date (e.g. 23 October to 25 November 2024). • Symbol must be a minimum text height of 12 mm. <p>Lettering must be in a bold style, underlined and with a minimum text height of 20 mm.</p>

Section	Information that must be included and specification
Section 4	<p>For this section—</p> <ul style="list-style-type: none"> Any applicable symbols described below must be used to the extent relevant to the application. Symbols to be adjacent to the left of the heading and information. Headings: Lettering must be in a bold style with a minimum text height of 8 mm. Information under headings: Lettering must be a minimum text height of 8 mm. <p>‘Lot size and frontage’</p> <ul style="list-style-type: none"> Use the symbol provided only if applicable to the development (e.g. if there are relevant assessment criteria). Describe the proposed minimum lot size in m² and minimum frontage in metres. <p>‘Building height’</p> <ul style="list-style-type: none"> Use the symbol provided only if applicable to the development (e.g. if there are relevant assessment criteria). Describe the proposed height of the building in meters or storeys at its upper most projection. <p>‘Setbacks’</p> <ul style="list-style-type: none"> Use the symbol provided, if proposed development is contained on a single lot. Describe the side, rear and front setback in metres for the proposed development. <p>‘Site cover’</p> <ul style="list-style-type: none"> Use the symbol provided only if applicable to the development. (e.g. if there are relevant assessment criteria). <p>Describe the site cover as a percentage for the proposed development.</p>

Ch1 – Pt1:
ApplicationCh1 – Pt2:
ReferralCh1 – Pt3:
Information
requestCh1 – Pt4:
Public notificationCh1 – Pt5:
DecisionCh1 – Pt6:
Changes to app
and ref agency
requirementsCh1 – Pt7:
MiscellaneousCh2 – Pt1:
ApplicationCh2 – Pt2:
Information
requestCh2 – Pt3:
Public notificationCh2 – Pt4:
DecisionCh2 – Pt5:
Miscellaneous

Schedules

Table 1 – Information that must be included on a public notice on the premises – cont.

Section	Information that must be included and specification
Section 5	<p>'For further information and to view a copy of the application, contact:'</p> <ul style="list-style-type: none"> Heading lettering must be in a bold style with a minimum text height of 15 mm. Information under heading must be a minimum text height of 12 mm. Use a bullet point character before text on each new line, where items are listed. Include the name of the assessment manager, phone number, website address. <p>'Submissions can be made to:'</p> <ul style="list-style-type: none"> Heading lettering must be in a bold style with a minimum text height of 15 mm. Information under heading must be a minimum text height of 12 mm. Use a bullet point character before text on each new line, where items are listed. Include the name of assessment manager, assessment manager postal address and assessment manager contact email. <p><i>'To be eligible for appeal rights under the Planning Act 2016 submissions must be received within the period to make a submission stated above.'</i></p> <ul style="list-style-type: none"> Lettering to be italicised and must be a minimum text height of 7 mm. <p>QR code (Optional)</p> <ul style="list-style-type: none"> Optional inclusion; not mandatory. If used, the QR code must: <ul style="list-style-type: none"> be at least 11025 mm² (105 mm x 105 mm) and at least 300 dpi at 100%; and link to information about the application on the assessment manager's website.
Section 6	<p>'Public notification requirements are in accordance with the <i>Planning Act 2016</i>'</p> <ul style="list-style-type: none"> Lettering must be a minimum text height of 9 mm and the Act's title and year to be italicised.
Section 7	<p>Development images</p> <ul style="list-style-type: none"> A minimum of two images must be displayed. Images to show relevant details of the proposal (e.g. photomontage, location map, plan of subdivision, site layout plan, elevations). Must give the public a general indication of what is being proposed. Image must be 300 dpi at 100% with images used being a minimum of 310 mm wide or at least 200 mm high.

Ch1 – Pt1:
ApplicationCh1 – Pt2:
ReferralCh1 – Pt3:
Information
requestCh1 – Pt4:
Public notificationCh1 – Pt5:
DecisionCh1 – Pt6:
Changes to app
and ref agency
requirementsCh1 – Pt7:
MiscellaneousCh2 – Pt1:
ApplicationCh2 – Pt2:
Information
requestCh2 – Pt3:
Public notificationCh2 – Pt4:
DecisionCh2 – Pt5:
Miscellaneous

Schedules

1B – Specifications for notice to owners of lots adjoining the premises

- 1. The notice given to adjoining owners is to be a completed copy of the public notice on the premises as required under 1A of this part, that is reproduced and rescaled to fit the majority of a single A4 page as a minimum requirement, and text must remain legible.

1C – Specifications for public notice in a newspaper

- 1. Figure 2 in this part—
 - (a) shows the general layout for the public notice in a newspaper; and
 - (b) identifies the breakdown of sections as they appear in table 2, which identifies the information that is to be included on and the minimum specifications for the public notice in a newspaper.
- 2. If additional text lines are required to accommodate the required information, then the notice is to be increased in size from the minimum requirements to accommodate the additional text.
- 3. Font size must not fall below the minimum size specified in table 2 for hard copy newspapers.
- 4. Unless stated otherwise, all sections and specifications for the public notice are mandatory minimum requirements.

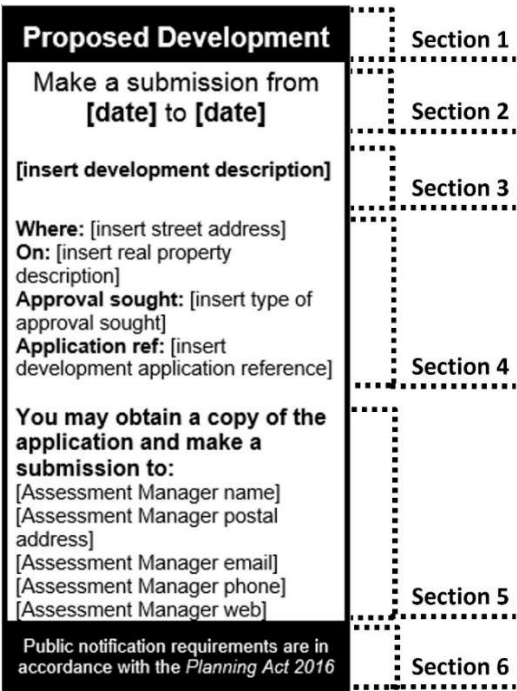


Figure 2 – Design layout of public notice for newspaper for an application

Table 2 – Information and specifications that must be included in a public notice in a newspaper

Section	Information that must be included and specification
Section 1	<ul style="list-style-type: none"> 'Proposed Development' heading – lettering must be a minimum of 2 mm in height and bold text.
Section 2	<ul style="list-style-type: none"> 'Make a submission from [date] to [date]' – lettering must be a minimum of 2 mm in height. Dates – lettering must be a minimum of 2 mm in height and bold text. Long date format (day, month, year) – if the year is the same for both dates it is only required to be included on the later date.
Section 3	<ul style="list-style-type: none"> Development description response text – lettering must be a minimum of 1 mm in height and bold text.
Section 4	<ul style="list-style-type: none"> 'Where', 'On', 'Approval sought' and 'Application ref' headings – lettering must be at least 1 mm in height and bold text. 'Where', 'On', 'Approval sought' and 'Application ref' response text – lettering must be at least 1 mm in height.
Section 5	<ul style="list-style-type: none"> 'You may obtain a copy of the application and make a submission to:' – lettering must be at least 1 mm in height and bold text. Assessment manager name including contact details – lettering must be at least 1 mm in height.
Section 6	<ul style="list-style-type: none"> 'Public notification requirements are in accordance with the <i>Planning Act 2016</i>' text – lettering must be at least 1 mm in height and the Act's title and year to be italicised.

1D – Specifications for notice on the assessment manager's website

- The notice given on the assessment manager's website must include, as a minimum the information requirements established under 1C of this part, however layout may vary, and text must remain legible.

Ch1 – Pt1:
ApplicationCh1 – Pt2:
ReferralCh1 – Pt3:
Information
requestCh1 – Pt4:
Public notificationCh1 – Pt5:
DecisionCh1 – Pt6:
Changes to app
and ref agency
requirementsCh1 – Pt7:
MiscellaneousCh2 – Pt1:
ApplicationCh2 – Pt2:
Information
requestCh2 – Pt3:
Public notificationCh2 – Pt4:
DecisionCh2 – Pt5:
Miscellaneous

Schedules

Part 2 – Public notice requirements for applications for State facilitated development

2A – Specifications for public notice on the premises

1. Figure 3 in this part⁴⁰ —
 - (a) shows the general layout for a public notice on the premises; and
 - (b) identifies the breakdown of sections as they appear in table 3, which identifies the information that is to be included and the minimum specifications.
2. If additional text lines are required to accommodate the required information, then the notice is to be increased in size from the minimum requirements to accommodate the additional text.
3. Font size must be clearly legible and meet the minimum text height requirements specified in table 3.
4. Internal border lines shown in figure 3 may be adjusted within the sign where additional space is required to fit the relevant information in each section.
5. Unless stated otherwise, all sections and specifications for the public notice are mandatory minimum requirements.

⁴⁰ A downloadable template of this notice, including the symbols, is available on the department's website at <https://planning.statedevelopment.qld.gov.au/planning-framework/development-assessment/development-assessment-process/forms-and-templates>





Ch1 – Pt1:
ApplicationCh1 – Pt2:
ReferralCh1 – Pt3:
Information
requestCh1 – Pt4:
Public notificationCh1 – Pt5:
DecisionCh1 – Pt6:
Changes to app
and ref agency
requirementsCh1 – Pt7:
MiscellaneousCh2 – Pt1:
ApplicationCh2 – Pt2:
Information
requestCh2 – Pt3:
Public notificationCh2 – Pt4:
DecisionCh2 – Pt5:
Miscellaneous

Schedules

Section 1	<h1 style="text-align: center;">PROPOSED DEVELOPMENT HAVE YOUR SAY</h1>	
Section 2	<h2 style="text-align: center;">[INSERT THE PROPOSED USE(S) OF THE LAND AS DEFINED IN THE PLANNING SCHEME]</h2>	
Section 3	<p> [Insert the street address of the site that the application relates to]</p> <p> [Insert the real property (e.g. lot on plan)]</p> <p> Approval sought: [Insert the types of approval sought (i.e. preliminary approval, development permit, and material change use)]</p> <p> Application reference: [Insert application reference number]</p> <p> Make a submission: [Insert period start and end date]</p>	<div data-bbox="868 423 1185 591" style="border: 1px solid black; height: 250px; margin: 10px;"> <p>[Insert proposed development image]</p> </div>
Section 4	<div data-bbox="285 571 400 618" style="border: 1px solid black; padding: 5px; margin-bottom: 5px;">  Lot size and frontage [Insert minimum lot size and minimum frontage] </div> <div data-bbox="406 571 513 633" style="border: 1px solid black; padding: 5px; margin-bottom: 5px;">  Building height [Insert proposed building height in metres of storeys at upper most projection] </div> <div data-bbox="520 571 633 611" style="border: 1px solid black; padding: 5px; margin-bottom: 5px;">  Setbacks [Insert proposed side, rear and front setbacks] </div> <div data-bbox="639 571 742 611" style="border: 1px solid black; padding: 5px;">  Site cover [Insert proposed site coverage] </div>	<div data-bbox="868 611 1021 801" style="border: 1px solid black; height: 280px; margin: 10px;"> <p>[Insert proposed development image]</p> </div> <div data-bbox="1034 611 1185 801" style="border: 1px solid black; height: 280px; margin: 10px;"> <p>[Insert proposed development image]</p> </div>
Section 5	<p>This development application has been submitted as an application for State facilitated development under the <i>Planning Act 2016</i>.</p> <p>For further information and to view a copy of the application, contact:</p> <ul style="list-style-type: none"> • [Insert the title of the department administering the <i>Planning Act 2016</i>] • [Insert the Department administering the Planning Act's web address] • [Insert the Department administering the Planning Act's contact number] <p>Submissions can be made to:</p> <ul style="list-style-type: none"> • The Chief Executive of [the Department administering the Planning Act] • [Insert the Department administering the Planning Act's postal address] • [Insert the Department administering the Planning Act's contact email] <div data-bbox="710 721 799 801" style="border: 1px solid black; padding: 5px; text-align: center;"> <p>[Insert QR Code here if applicable]</p> </div>	
Section 6	<p>Public notification requirements are in accordance with the <i>Planning Act 2016</i></p>	

Figure 3 - Design layout of public notices for applications for State facilitated development to be placed on the premises and notice given to adjoining owners

Table 3 – Information that must be included on a public notice on the premises


Section	Information that must be included and specification
Section 1	<p>‘PROPOSED DEVELOPMENT’</p> <ul style="list-style-type: none"> Heading lettering must be capitalised in a bold style with a minimum text height of 51 mm. <p>‘HAVE YOUR SAY’</p> <ul style="list-style-type: none"> Heading lettering must be capitalised in a bold style with a minimum text height of 36 mm.
Section 2	<p>Description of proposed development as defined in the planning scheme</p> <ul style="list-style-type: none"> Insert the proposed use (if a new or changed use is proposed) or the proposed development using the use defined in the planning scheme. Where relevant, include an indication of the scale or density of the development (e.g. number of lots, gross floor area). Lettering must be capitalised in a bold style with a minimum text height of 26 mm.
Section 3	<div>  <p>(Where)</p> <ul style="list-style-type: none"> Use the symbol provided. Symbol to be adjacent to the left of the information. Street address that the application relates to. Lettering and symbol must be in a bold style with a minimum text height of 12 mm. </div> <div>  <p>(On)</p> <ul style="list-style-type: none"> Use the symbol provided. Symbol to be adjacent to the left of the information. Include real property description (i.e. lot on plan). Lettering and symbol must be in a bold style with a minimum text height of 12 mm. </div> <div>  <p>(Approval sought)</p> <ul style="list-style-type: none"> Use the symbol provided. Symbol to be adjacent to the left of the ‘Approval sought’ heading and information. Include type(s) of approval sought (i.e. preliminary approval, development permit or both). Lettering and symbol must be in a bold style with a minimum text height of 12 mm. </div> <div>  <p>(Application reference)</p> <ul style="list-style-type: none"> Use the symbol provided. Symbol to be adjacent to the left of the ‘Application reference’ heading and information. </div>

Ch1 – Pt1:
ApplicationCh1 – Pt2:
ReferralCh1 – Pt3:
Information
requestCh1 – Pt4:
Public notificationCh1 – Pt5:
DecisionCh1 – Pt6:
Changes to app
and ref agency
requirementsCh1 – Pt7:
MiscellaneousCh2 – Pt1:
ApplicationCh2 – Pt2:
Information
requestCh2 – Pt3:
Public notificationCh2 – Pt4:
DecisionCh2 – Pt5:
Miscellaneous

Schedules

		<ul style="list-style-type: none"> • Include the application reference number. • Lettering and symbol must be in a bold style with a minimum text height of 12 mm.
--	--	--

Table 3 – Information that must be included on a public notice on the premises – cont.

Section		Information that must be included and specification
Section 3		<p>(Make a submission)</p> <ul style="list-style-type: none"> • Use the symbol provided. • Symbol to be adjacent to the left of the 'Make a submission' heading and submission period. • Dates for submission period to be in long date format. If submission year is the same for both dates, submission year is only required to be included on the later date (e.g. 23 October to 25 November 2024). • Symbol must be a minimum text height of 12 mm. • Lettering must be in a bold style, underlined and with a minimum text height of 20 mm.

Section 4	<p>For this section—</p> <ul style="list-style-type: none"> Any applicable symbols described below must be used to the extent relevant to the application. Symbols to be adjacent to the left of the heading and information. Headings: Lettering must be in a bold style with a minimum text height of 8 mm. Information under headings: Lettering must be a minimum text height of 8 mm. <p>‘Lot size and frontage’</p> <ul style="list-style-type: none"> Use the symbol provided only if applicable to the development Describe the proposed minimum lot size in m² and minimum frontage in metres. <p>‘Building height’</p> <ul style="list-style-type: none"> Use the symbol provided only if applicable to the development (e.g. if there are relevant assessment criteria). Describe the proposed height of the building in meters or storeys at its upper most projection. <p>‘Setbacks’</p> <ul style="list-style-type: none"> Use the symbol provided, if proposed development is contained on a single lot. Describe the side, rear and front setback in metres for the proposed development. <p>‘Site cover’</p> <ul style="list-style-type: none"> Use the symbol provided only if applicable to the development. (e.g. if there are relevant assessment criteria). Describe the site cover as a percentage for the proposed development.
-----------	--

Ch1 – Pt1:
ApplicationCh1 – Pt2:
ReferralCh1 – Pt3:
Information
requestCh1 – Pt4:
Public notificationCh1 – Pt5:
DecisionCh1 – Pt6:
Changes to app
and ref agency
requirementsCh1 – Pt7:
MiscellaneousCh2 – Pt1:
ApplicationCh2 – Pt2:
Information
requestCh2 – Pt3:
Public notificationCh2 – Pt4:
DecisionCh2 – Pt5:
Miscellaneous

Schedules

Table 3 – Information that must be included on a public notice on the premises – cont.

Section	Information that must be included and specification
Section 5	<p>'This development application has been submitted as an application for State facilitated development under the <i>Planning Act 2016</i>'</p> <ul style="list-style-type: none"> Lettering must be in a bold style with a minimum text height of 15 mm and the Act's title and year to be italicised. <p>'For further information and to view a copy of the application, contact:'</p> <ul style="list-style-type: none"> Heading lettering must be in a bold style with a minimum text height of 15 mm. Information under heading must be a minimum text height of 12 mm. Use a bullet point character before text on each new line, where items are listed. Include the department administering the <i>Planning Act 2016</i>'s title, web address and phone number. <p>'Submissions can be made to:</p> <ul style="list-style-type: none"> Heading lettering must be in a bold style with a minimum text height of 15 mm. Information under heading must be a minimum text height of 12 mm. Use a bullet point character before text on each new line, where items are listed. Include the name, postal address and contact email of the Chief Executive. <p>QR code (Optional)</p> <ul style="list-style-type: none"> Optional inclusion; not mandatory. If used, the QR code must: <ul style="list-style-type: none"> be at least 11025 mm² (105 mm x 105 mm) and at least 300 dpi at 100%; and link to information about the application on the chief executive's website.
Section 6	<p>'Public notification requirements are in accordance with the <i>Planning Act 2016</i>'</p> <ul style="list-style-type: none"> Lettering must be a minimum text height of 9 mm and the Act's title and year to be italicised.
Section 7	<p>Development images</p> <ul style="list-style-type: none"> A minimum of two images must be displayed. Images to show relevant details of the proposal (e.g. photomontage, location map, plan of subdivision, site layout plan, elevations). Must give the public a general indication of what is being proposed. Image must be 300 dpi at 100% with images used being a minimum of 310 mm wide or at least 200 mm high.

Ch1 – Pt1:
ApplicationCh1 – Pt2:
ReferralCh1 – Pt3:
Information
requestCh1 – Pt4:
Public notificationCh1 – Pt5:
DecisionCh1 – Pt6:
Changes to app
and ref agency
requirementsCh1 – Pt7:
MiscellaneousCh2 – Pt1:
ApplicationCh2 – Pt2:
Information
requestCh2 – Pt3:
Public notificationCh2 – Pt4:
DecisionCh2 – Pt5:
Miscellaneous

Schedules

2B – Specifications for notice to owners of lots adjoining the premises

- 1. The notice given to adjoining owners is to be a completed copy of the public notice on the premises as required under 2A of this part, that is reproduced and rescaled to fit the majority of a single A4 page as a minimum requirement, and text must remain legible.

2C – Specifications for public notice in a newspaper

- 1. Figure 4 in this part—
 - (a) shows the general layout for the public notice in a newspaper; and
 - (b) identifies the breakdown of sections as they appear in table 4, which identifies the information that is to be included on and the minimum specifications for the public notice in a newspaper.
- 2. If additional text lines are required to accommodate the required information, then the notice is to be increased in size from the minimum requirements to accommodate the additional text.
- 3. Font size must not fall below the minimum size specified in table 4 for hard copy newspapers.
- 4. Unless stated otherwise, all sections and specifications for the public notice are mandatory minimum requirements.

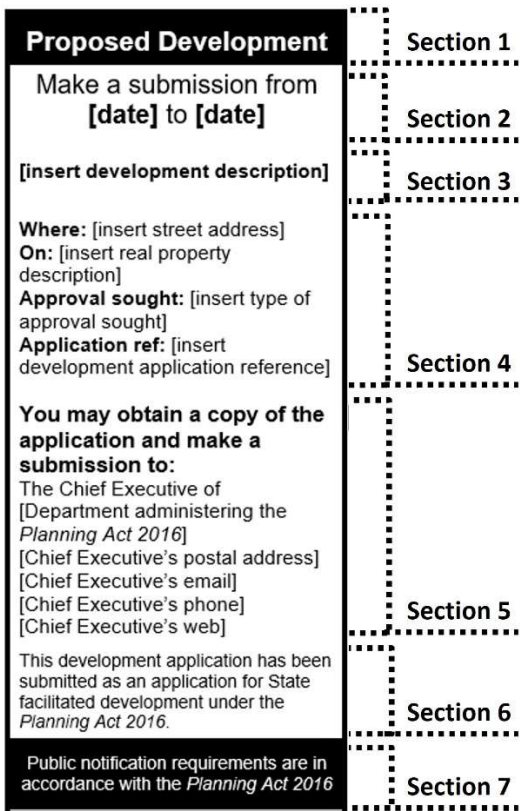


Figure 4 – Design layout of public notice for newspaper for an application for State facilitated development

Table 4 – Information and specifications that must be included in a public notice in a newspaper

Section	Information that must be included and specification
Section 1	<ul style="list-style-type: none"> 'Proposed Development' heading – lettering must be a minimum of 2 mm in height and bold text.
Section 2	<ul style="list-style-type: none"> 'Make a submission from [date] to [date]' – lettering must be a minimum of 2 mm in height. Dates – lettering must be a minimum of 2 mm in height and bold text. Long date format (day, month, year) – if the year is the same for both dates it is only required to be included on the later date.
Section 3	<ul style="list-style-type: none"> Development description response text – lettering must be a minimum of 1 mm in height and bold text.
Section 4	<ul style="list-style-type: none"> 'Where', 'On', 'Approval sought' and 'Application ref' headings – lettering must be at least 1 mm in height and bold text. 'Where', 'On', 'Approval sought' and 'Application ref' response text – lettering must be at least 1 mm in height.
Section 5	<ul style="list-style-type: none"> 'You may obtain a copy of the application and make a submission to:' – lettering must be at least 1 mm in height and bold text. Chief Executive name including contact details – lettering must be at least 1 mm in height.
Section 6	<ul style="list-style-type: none"> 'This development application has been submitted as an application for State facilitated development under the <i>Planning Act 2016</i>' – lettering must be at least 1 mm in height and the Act's title and year to be italicised.
Section 7	<ul style="list-style-type: none"> 'Public notification requirements are in accordance with the <i>Planning Act 2016</i>' text – lettering must be at least 1 mm in height and the Act's title and year to be italicised.

Ch1 – Pt1:
ApplicationCh1 – Pt2:
ReferralCh1 – Pt3:
Information
requestCh1 – Pt4:
Public notificationCh1 – Pt5:
DecisionCh1 – Pt6:
Changes to app
and ref agency
requirementsCh1 – Pt7:
MiscellaneousCh2 – Pt1:
ApplicationCh2 – Pt2:
Information
requestCh2 – Pt3:
Public notificationCh2 – Pt4:
DecisionCh2 – Pt5:
Miscellaneous

Schedules

Part 3 – Public notice requirements for change applications (other than change applications for State facilitated development and change applications subject to social impact assessment)⁴¹

3A – Specifications for public notice on the premises

1. Figure 5 in this part⁴²—
 - (a) shows the general layout for a public notice on the premises and to be given to owners of lots adjoining the premises for a change application; and
 - (b) identifies the breakdown of sections as they appear in table 5, which identifies the information that is to be included on and the minimum specifications for the public notice on the premises.
2. If additional text lines are required to accommodate the required information, then the notice is to be increased in size from the minimum requirements to accommodate the additional text.
3. Font size must be clearly legible and meet the minimum text height requirements specified in table 5.
4. Internal border lines shown in figure 5 may be adjusted within the sign where additional space is required to fit the relevant information in each section.
5. Unless stated otherwise, all sections and specifications for the public notice are mandatory minimum requirements.

⁴¹ For change applications under section 82 of the Act that require public notification to be undertaken.

⁴² A downloadable template of this notice, including the symbols, is available on the department's website at <https://planning.statedevelopment.qld.gov.au/planning-framework/development-assessment/development-assessment-process/forms-and-templates>

Ch1 – Pt1:
ApplicationCh1 – Pt2:
ReferralCh1 – Pt3:
Information
requestCh1 – Pt4:
Public notificationCh1 – Pt5:
DecisionCh1 – Pt6:
Changes to app
and ref agency
requirementsCh1 – Pt7:
MiscellaneousCh2 – Pt1:
ApplicationCh2 – Pt2:
Information
requestCh2 – Pt3:
Public notificationCh2 – Pt4:
DecisionCh2 – Pt5:
Miscellaneous

Schedules

Section 1

PROPOSED CHANGE TO APPROVAL

Section 2

HAVE YOUR SAY

Section 3

[INSERT THE PROPOSED USE(S) OF THE LAND AS DEFINED IN THE PLANNING SCHEME]

Section 4

[Insert the street address of the site that the application relates to]

[Insert the real property (e.g. lot on plan)]

Existing Approval: [Insert the types of existing approval (i.e. preliminary approval, development permit, and material change use)]

Application reference: [Insert application reference number i.e. MCUXXXXXXXX]

Make a submission: [Insert period start and end date]

Section 5

For further information and to view a copy of the application, contact:

- [Insert assessment manager]
- [Insert assessment manager web address]
- [Insert assessment manager contact number]

Submissions can be made to:

- [Insert assessment manager]
- [Insert assessment manager postal address]
- [Insert assessment manager contact email]

To be eligible for appeal rights under the Planning Act 2016 submissions must be received within the period to make a submission stated above.

Section 6

Public notification requirements are in accordance with the Planning Act 2016

Figure 5 - Design layout of public notice for a change application to be placed on the premises and notice given to adjoining owners

Table 5 -Information that must be included on a public notice on the premises for a change application

Section	Information that must be included and specification
Section 1	<p>'PROPOSED CHANGE TO APPROVAL'</p> <ul style="list-style-type: none"> Heading lettering must be capitalised in a bold style with a minimum text height of 51 mm. <p>'HAVE YOUR SAY'</p> <ul style="list-style-type: none"> Heading lettering must be capitalised in a bold style with a minimum text height of 36 mm.
Section 2	<p>Description of proposed development as defined in the planning scheme</p> <ul style="list-style-type: none"> Insert the proposed use (if a new or changed use is proposed) or the proposed development using the use defined in the planning scheme. Where relevant, include an indication of the scale or density of the development (e.g. number of lots, gross floor area). Lettering must be capitalised in a bold style with a minimum text height of 26 mm.

Ch1 - Pt1:
ApplicationCh1 - Pt2:
ReferralCh1 - Pt3:
Information
requestCh1 - Pt4:
Public notificationCh1 - Pt5:
DecisionCh1 - Pt6:
Changes to app
and ref agency
requirementsCh1 - Pt7:
MiscellaneousCh2 - Pt1:
ApplicationCh2 - Pt2:
Information
requestCh2 - Pt3:
Public notificationCh2 - Pt4:
DecisionCh2 - Pt5:
Miscellaneous

Schedules






Section 3		(Where)
		<ul style="list-style-type: none"> Use the symbol provided. Symbol to be adjacent to the left of the information. Street address that the application relates to. Lettering and symbol must be in a bold style with a minimum text height of 12 mm.
		(On)
		<ul style="list-style-type: none"> Use the symbol provided. Symbol to be adjacent to the left of the information. Include real property description (i.e. lot on plan). Lettering and symbol must be in a bold style with a minimum text height of 12 mm.
		(Existing approval)
		<ul style="list-style-type: none"> Use the symbol provided. Symbol to be adjacent to the left of the 'Existing approval' heading and information. Include type(s) of existing approval (i.e. preliminary approval, development permit or both). Lettering and symbol must be in a bold style with a minimum text height of 12 mm.
		(Application reference)
		<ul style="list-style-type: none"> Use the symbol provided. Symbol to be adjacent to the left of the 'Application reference' heading and information. Include the application reference number. Lettering and symbol must be in a bold style with a minimum text height of 12 mm.

Table 5 –Information that must be included on a public notice on the premises for a change application – cont.

Section	Information that must be included and specification	
Section 3		<p>(Make a submission)</p> <ul style="list-style-type: none"> Use the symbol provided. Symbol to be adjacent to the left of the 'Make a submission' heading and submission period. Symbol must be a minimum text height of 12 mm. Dates for submission period to be in long date format. If submission year is the same for both dates, submission year is only required to be included on the later date (e.g. 23 October to 25 November 2024). Lettering must be in a bold style, underlined and with a minimum text

Ch1 – Pt1:
ApplicationCh1 – Pt2:
ReferralCh1 – Pt3:
Information
requestCh1 – Pt4:
Public notificationCh1 – Pt5:
DecisionCh1 – Pt6:
Changes to app
and ref agency
requirementsCh1 – Pt7:
MiscellaneousCh2 – Pt1:
ApplicationCh2 – Pt2:
Information
requestCh2 – Pt3:
Public notificationCh2 – Pt4:
DecisionCh2 – Pt5:
Miscellaneous

Schedules

		height of 20 mm.
Section 4	<p>'For further information and to view a copy of the application, contact:'</p> <ul style="list-style-type: none"> • Heading lettering must be in a bold style with a minimum text height of 15 mm. • Information under heading must be a minimum text height of 12 mm. • Use a bullet point character before text on each new line, where items are listed. • Include the name of the assessment manager, phone number, website address. <p>'Submissions can be made to:'</p> <ul style="list-style-type: none"> • Heading lettering must be in a bold style with a minimum text height of 15 mm. • Information under heading must be a minimum text height of 12 mm. • Use a bullet point character before text on each new line, where items are listed. • Include the name of assessment manager, assessment manager postal address and assessment manager contact email. <p><i>'To be eligible for appeal rights under the Planning Act 2016 submissions must be received within the period to make a submission stated above.'</i></p> <ul style="list-style-type: none"> • Lettering to be italicised and must be a minimum text height of 7 mm. <p>QR code (Optional)</p> <ul style="list-style-type: none"> • Optional inclusion; not mandatory. • If used, the QR code must— <ul style="list-style-type: none"> - be at least 11025 mm² (105 mm x 105 mm) and at least 300 dpi at 100%; and - link to information about the application on the assessment manager's website. 	
Section 5	<p>'Public notification requirements are in accordance with the <i>Planning Act 2016</i>'</p> <ul style="list-style-type: none"> • Lettering must be a minimum text height of 9 mm and the Act's title and year to be italicised. 	

Section 6	<p>Development images</p> <ul style="list-style-type: none"> • A minimum of two images must be displayed • Images to show relevant details of the proposal (e.g. photomontage, location map, plan of subdivision, site layout plan, elevations). • Must give the public a general indication of what is being proposed. • Image must be 300 dpi at 100% with images used being minimum of 310 mm wide or at least 200 mm high.
-----------	--

3B – Specifications for notice to owners of lots adjoining the premises

1. The notice given to adjoining owners is to be a completed copy of the public notice on the premises as required under 3A of this part, that is reproduced and rescaled to fit the majority of a single A4 page as a minimum requirement, and text must remain legible.

3C – Specifications for public notice in a newspaper

1. Figure 6 in this part—
 - (a) shows the general layout for the public notice in a newspaper; and
 - (b) identifies the breakdown of sections as they appear in table 6, which identifies the information that is to be included on and the minimum specifications for the public notice in a newspaper.
2. If additional text lines are required to accommodate the required information, then the notice is to be increased in size from the minimum requirements to accommodate the additional text.
3. Font size must not fall below the minimum size specified in table 6 for hard copy newspapers.
4. Unless stated otherwise, all sections and specifications for the public notice are mandatory minimum requirements.

Ch1 – Pt1:
ApplicationCh1 – Pt2:
ReferralCh1 – Pt3:
Information
requestCh1 – Pt4:
Public notificationCh1 – Pt5:
DecisionCh1 – Pt6:
Changes to app
and ref agency
requirementsCh1 – Pt7:
MiscellaneousCh2 – Pt1:
ApplicationCh2 – Pt2:
Information
requestCh2 – Pt3:
Public notificationCh2 – Pt4:
DecisionCh2 – Pt5:
Miscellaneous

Schedules

Proposed change to approval	
Make a submission from [date] to [date]	Section 1
Change proposed: [insert description of proposed change to the existing development approval]	Section 2
	Section 3
Where: [insert street address] On: [insert real property description] Existing approval: [insert description of existing approval that is proposed to be changed, including application reference number] Application ref: [insert development application reference]	Section 4
You may obtain a copy of the application and make a submission to: [Assessment Manager name] [Assessment Manager postal address] [Assessment Manager email] [Assessment Manager phone] [Assessment Manager web]	Section 5
Public notification requirements are in accordance with the <i>Planning Act 2016</i>	Section 6

Figure 6 – Design layout of public notice for newspaper for a change application

Ch1 – Pt1: Application
Ch1 – Pt2: Referral
Ch1 – Pt3: Information request
Ch1 – Pt4: Public notification
Ch1 – Pt5: Decision
Ch1 – Pt6: Changes to app and ref agency
Ch1 – Pt7: Miscellaneous
Ch2 – Pt1: Application
Ch2 – Pt2: Information request
Ch2 – Pt3: Public notification
Ch2 – Pt4: Decision
Ch2 – Pt5: Miscellaneous
Schedules

Table 6 – Information and specifications that must be included in a public notice in a newspaper for a change application

Section	Information that must be included and specification
Section 1	<ul style="list-style-type: none"> ‘Proposed change to approval’ heading – lettering must be a minimum of 2 mm in height and bold text.
Section 2	<ul style="list-style-type: none"> ‘Make a submission from [date] to [date]’ – lettering must be a minimum of 2 mm in height text. Dates – lettering must be a minimum of 2 mm in height and bold text. Long date format (day, month, year) – if the year is the same for both dates it is only required to be included on the later date.
Section 3	<ul style="list-style-type: none"> ‘Change proposed:’ heading – lettering must be a minimum of 1 mm in height and bold text. ‘Change proposed:’ response text – lettering must be a minimum of 1 mm in height and bold text.
Section 4	<ul style="list-style-type: none"> ‘Where’, ‘On’, ‘Existing approval’ and ‘Application ref’ headings – lettering must be at least 1 mm in height and bold text. ‘Where’, ‘On’, ‘Existing approval’, and ‘Application ref’ response text – lettering must be at least 1 mm in height.
Section 5	<ul style="list-style-type: none"> ‘You may obtain a copy of the application and make a submission to:’ – lettering must be at least 1 mm in height and bold text. Assessment manager name including contact details – lettering must be at least 1 mm in height.
Section 6	<ul style="list-style-type: none"> ‘Public notification requirements are in accordance with the <i>Planning Act 2016</i>’ text – lettering must be at least 1 mm in height and the Act’s title and year to be italicised.

3D – Specifications for notice on the assessment manager’s website

- The notice given on the assessment manager’s website must include, as a minimum the information requirements established under 3C of this part, however layout may vary, and text must remain legible.

Ch1 – Pt1:
ApplicationCh1 – Pt2:
ReferralCh1 – Pt3:
Information
requestCh1 – Pt4:
Public notificationCh1 – Pt5:
DecisionCh1 – Pt6:
Changes to app
and ref agency
minutesCh1 – Pt7:
MiscellaneousCh2 – Pt1:
ApplicationCh2 – Pt2:
Information
requestCh2 – Pt3:
Public notificationCh2 – Pt4:
DecisionCh2 – Pt5:
Miscellaneous

Schedules

Part 4 – Public notice requirements for change applications for State facilitated development⁴³

4A – Specifications for public notice on the premises

1. Figure 7 in this part⁴⁴—
 - (a) shows the general layout for a public notice on the premises and to be given to owners of lots adjoining the premises for a change application for State facilitated development; and
 - (b) identifies the breakdown of sections as they appear in table 7, which identifies the information that is to be included on and the minimum specifications for the public notice on the premises.
2. If additional text lines are required to accommodate the required information, then the notice is to be increased in size from the minimum requirements to accommodate the additional text.
3. Font size must be clearly legible and meet the minimum text height requirements specified in table 7.
4. Internal border lines shown in figure 7 may be adjusted within the sign where additional space is required to fit the relevant information in each section.
5. Unless stated otherwise, all sections and specifications for the public notice are mandatory minimum requirements.

⁴³ For change applications that require public notification to be undertaken.

⁴⁴ A downloadable template of this notice, including the symbols, is available on the department's website at <https://planning.statedevelopment.qld.gov.au/planning-framework/development-assessment/development-assessment-process/forms-and-templates>

Ch1 – Pt1:
ApplicationCh1 – Pt2:
ReferralCh1 – Pt3:
Information
requestCh1 – Pt4:
Public notificationCh1 – Pt5:
DecisionCh1 – Pt6:
Changes to app
and ref agency
requirementsCh1 – Pt7:
MiscellaneousCh2 – Pt1:
ApplicationCh2 – Pt2:
Information
requestCh2 – Pt3:
Public notificationCh2 – Pt4:
DecisionCh2 – Pt5:
Miscellaneous

Schedules

Section 1

Section 2

Section 3

Section 4

Section 5

PROPOSED CHANGE TO APPROVAL

HAVE YOUR SAY

[INSERT THE PROPOSED USE(S) OF THE LAND AS DEFINED IN THE PLANNING SCHEME]

[Insert the street address of the site that the application relates to]

[Insert the real property (e.g. lot on plan)]

Existing Approval: [Insert the types of existing approval (i.e. preliminary approval, development permit, and material change use)]

Application reference: [Insert application reference number i.e. MCUXXXXXXXX]

Make a submission: [Insert period start and end date]

This change application has been submitted as a change application for State facilitated development under the *Planning Act 2016*.

For further information and to view a copy of the application, contact:

[Insert the title of the department administering the *Planning Act 2016*]

[Insert the Department administering the *Planning Act*'s web address]

[Insert the Department administering the *Planning Act*'s contact number]

Submissions can be made to:

[The Chief Executive of (the Department administering the *Planning Act*)

[Insert the Department administering the *Planning Act*'s postal address]

[Insert the Department administering the *Planning Act*'s contact email]

[Insert QR Code here if applicable]

[Insert proposed development image]

[Insert proposed development image]

[Insert proposed development image]

Section 6

Figure 7 - Design layout of public notice for a change application for State facilitated development to be placed on the premises and notice given to adjoining owners

Ch1 - Pt1: Application
Ch1 - Pt2: Referral
Ch1 - Pt3: Information request
Ch1 - Pt4: Public notification
Ch1 - Pt5: Decision
Ch1 - Pt6: Changes to app and ref agency
Ch1 - Pt7: Miscellaneous
Ch2 - Pt1: Application
Ch2 - Pt2: Information request
Ch2 - Pt3: Public notification
Ch2 - Pt4: Decision
Ch2 - Pt5: Miscellaneous
Schedules

59 | Development Assessment Rules – Version 3.0





DELIVERING

FOR QUEENSLAND



Queensland Government

Table 7 – Information that must be included on a public notice on the premises for a change application for State facilitated development


Section	Information that must be included and specification
Section 1	<p>'PROPOSED CHANGE TO APPROVAL'</p> <ul style="list-style-type: none"> Heading lettering must be capitalised in a bold style with a minimum text height of 51 mm. <p>'HAVE YOUR SAY'</p> <ul style="list-style-type: none"> Heading lettering must be capitalised in a bold style with a minimum text height of 36 mm.
Section 2	<p>Description of proposed development as defined in the planning scheme</p> <ul style="list-style-type: none"> Insert the proposed use (if a new or changed use is proposed) or the proposed development using the use defined in the planning scheme. Where relevant, include an indication of the scale or density of the development (e.g. number of lots, gross floor area). Lettering must be capitalised in a bold style with a minimum text height of 26 mm.
Section 3	<div data-bbox="252 927 331 1003"></div> <p>(Where)</p> <ul style="list-style-type: none"> Use the symbol provided. Symbol to be adjacent to the left of the information. Street address that the application relates to. Lettering and symbol must be in a bold style with a minimum text height of 12 mm. <div data-bbox="252 1169 331 1258"></div> <p>(On)</p> <ul style="list-style-type: none"> Use the symbol provided. Symbol to be adjacent to the left of the information. Include real property description (i.e. lot on plan). Lettering and symbol must be in a bold style with a minimum text height of 12 mm. <div data-bbox="252 1429 331 1518"></div> <p>(Existing approval)</p> <ul style="list-style-type: none"> Use the symbol provided. Symbol to be adjacent to the left of the 'Existing approval' heading and information. Include type(s) of existing approval (i.e. preliminary approval, development permit or both). Lettering and symbol must be in a bold style with a minimum text height of 12 mm. <div data-bbox="252 1729 331 1818"></div> <p>(Application reference)</p> <ul style="list-style-type: none"> Use the symbol provided. Symbol to be adjacent to the left of the 'Application reference' heading and

		<p>information.</p> <ul style="list-style-type: none"> • Include the application reference number. • Lettering and symbol must be in a bold style with a minimum text height of 12 mm.
--	--	--

Ch1 - Pt1:
ApplicationCh1 - Pt2:
ReferralCh1 - Pt3:
Information
requestCh1 - Pt4:
Public notificationCh1 - Pt5:
DecisionCh1 - Pt6:
Changes to app
and ref agency
numbersCh1 - Pt7:
MiscellaneousCh2 - Pt1:
ApplicationCh2 - Pt2:
Information
requestCh2 - Pt3:
Public notificationCh2 - Pt4:
DecisionCh2 - Pt5:
Miscellaneous

Schedules

Table 7 -Information that must be included on a public notice on the premises for a change application – cont.

Section		Information that must be included and specification
Section 3		<p>(Make a submission)</p> <ul style="list-style-type: none"> • Use the symbol provided. • Symbol to be adjacent to the left of the 'Make a submission' heading and submission period. • Symbol must be a minimum text height of 12 mm. • Dates for submission period to be in long date format. If submission year is the same for both dates, submission year is only required to be included on the later date (e.g. 23 October to 25 November 2024). • Lettering must be in a bold style, underlined and with a minimum text height of 20 mm.

Section 4	<p>'This change application has been submitted as a change application for State facilitated development under the <i>Planning Act 2016</i>'</p> <ul style="list-style-type: none"> Lettering must be in a bold style with a minimum text height of 15 mm and the Act's title and year to be italicised. <p>'For further information and to view a copy of the application, contact:'</p> <ul style="list-style-type: none"> Heading lettering must be in a bold style with a minimum text height of 15 mm. Information under heading must be a minimum text height of 12 mm. Use a bullet point character before text on each new line, where items are listed. Include the department administering the <i>Planning Act 2016</i>'s title, web address and phone number. <p>'Submissions can be made to:</p> <ul style="list-style-type: none"> Heading lettering must be in a bold style with a minimum text height of 15 mm. Information under heading must be a minimum text height of 12 mm. Use a bullet point character before text on each new line, where items are listed. Include the name, postal address and contact email of the Chief Executive. <p>QR code (Optional)</p> <ul style="list-style-type: none"> Optional inclusion; not mandatory. If used, the QR code must: <ul style="list-style-type: none"> be at least 11025 mm² (105 mm x 105 mm) and at least 300 dpi at 100%; and link to information about the application on the chief executive's website.
Section 5	<p>'Public notification requirements are in accordance with the <i>Planning Act 2016</i>'</p> <ul style="list-style-type: none"> Lettering must be a minimum text height of 9 mm and the Act's title and year to be italicised.
Section 6	<p>Development images</p> <ul style="list-style-type: none"> A minimum of two images must be displayed Images to show relevant details of the proposal (e.g. photomontage, location map, plan of subdivision, site layout plan, elevations). Must give the public a general indication of what is being proposed. Image must be 300 dpi at 100% with images used being minimum of 310 mm wide or at least 200 mm high.

4B – Specifications for notice to owners of lots adjoining the premises

Ch1 – Pt1:
ApplicationCh1 – Pt2:
ReferralCh1 – Pt3:
Information
requestCh1 – Pt4:
Public notificationCh1 – Pt5:
DecisionCh1 – Pt6:
Changes to app
and ref agency
requirementsCh1 – Pt7:
MiscellaneousCh2 – Pt1:
ApplicationCh2 – Pt2:
Information
requestCh2 – Pt3:
Public notificationCh2 – Pt4:
DecisionCh2 – Pt5:
Miscellaneous

Schedules

1. The notice given to adjoining owners is to be a completed copy of the public notice on the premises as required under 4A of this part, that is reproduced and rescaled to fit the majority of a single A4 page as a minimum requirement, and text must remain legible.

4C – Specifications for public notice in a newspaper

1. Figure 8 in this part—
 - (a) shows the general layout for the public notice in a newspaper; and
 - (b) identifies the breakdown of sections as they appear in table 8, which identifies the information that is to be included on and the minimum specifications for the public notice in a newspaper.
2. If additional text lines are required to accommodate the required information, then the notice is to be increased in size from the minimum requirements to accommodate the additional text.
3. Font size must not fall below the minimum size specified in table 8 for hard copy newspapers.
4. Unless stated otherwise, all sections and specifications for the public notice are mandatory minimum requirements.

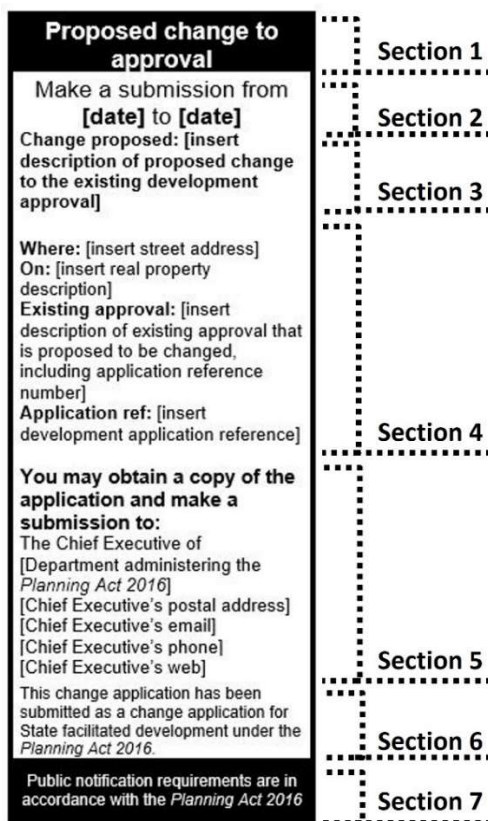


Figure 8 – Design layout of public notice for newspaper for a change application for State facilitated development

Table 8 – Information and specifications that must be included in a public notice in a newspaper for a change application for State facilitated development

Section	Information that must be included and specification
Section 1	<ul style="list-style-type: none"> • 'Proposed change to approval' heading – lettering must be a minimum of 2 mm in height and bold text.
Section 2	<ul style="list-style-type: none"> • 'Make a submission from [date] to [date]' – lettering must be a minimum of 2 mm in height text. • Dates – lettering must be a minimum of 2 mm in height and bold text. • Long date format (day, month, year) – if the year is the same for both dates it is only required to be included on the later date.
Section 3	<ul style="list-style-type: none"> • 'Change proposed:' heading – lettering must be a minimum of 1 mm in height and bold text. • 'Change proposed:' response text – lettering must be a minimum of 1 mm in height and bold text.
Section 4	<ul style="list-style-type: none"> • 'Where', 'On', 'Existing approval' and 'Application ref' headings – lettering must be at least 1 mm in height and bold text. • 'Where', 'On', 'Existing approval', and 'Application ref' response text – lettering must be at least 1 mm in height.
Section 5	<ul style="list-style-type: none"> • 'You may obtain a copy of the application and make a submission to:' – lettering must be at least 1 mm in height and bold text. • Chief Executive name including contact details – lettering must be at least 1 mm in height.
Section 6	<ul style="list-style-type: none"> • 'This change application has been submitted as a change application for State facilitated development under the <i>Planning Act 2016</i>' – lettering must be at least 1 mm in height and the Act's title and year to be italicised.
Section 7	<ul style="list-style-type: none"> • 'Public notification requirements are in accordance with the <i>Planning Act 2016</i>' text – lettering must be at least 1 mm in height and the Act's title and year to be italicised.

Part 5 – Public notice requirements for development applications subject to social impact assessment

5A – Specifications for public notices

- Figure 9 in this part⁴⁵—
 - shows the general layout for a public notice; and
 - identifies the breakdown of sections as they appear in table 9, which identifies the information that is to be included and the minimum specifications.
- If additional text lines are required to accommodate the required information, then the notice is to be increased in size from the minimum requirements to accommodate the additional text.
- Font size must be clearly legible and meet the minimum text height requirements specified in table 9.
- Internal border lines shown in figure 9 may be adjusted within the sign where additional space is required to fit the relevant information in each section.
- Unless stated otherwise, all sections and specifications for the public notice are mandatory minimum requirements.

⁴⁵ A downloadable template of this notice, including the symbols, is available on the department's website at <https://planning.statedevelopment.qld.gov.au/planning-framework/development-assessment/development-assessment-process/forms-and-templates>

Ch1 – Pt1:
ApplicationCh1 – Pt2:
ReferralCh1 – Pt3:
Information
requestCh1 – Pt4:
Public notificationCh1 – Pt5:
DecisionCh1 – Pt6:
Changes to app
and ref agency
requirementsCh1 – Pt7:
MiscellaneousCh2 – Pt1:
ApplicationCh2 – Pt2:
Information
requestCh2 – Pt3:
Public notificationCh2 – Pt4:
DecisionCh2 – Pt5:
Miscellaneous

Schedules

Section 1 **PROPOSED DEVELOPMENT HAVE YOUR SAY**

Section 2 **[INSERT THE PROPOSED USE(S) OF THE LAND AS DEFINED IN THE PLANNING SCHEME]**

Section 3 [Insert the street address of the site that the application relates to]
[Insert the real property (e.g. lot on plan)]
Approval sought: [Insert the types of approval sought (i.e. preliminary approval, development permit, and material change use)]
Application reference: [Insert application reference number i.e. MCUXXXXXXXX]
Make a submission: [Insert period start and end date]

Section 4 Lot size and frontage [Insert minimum lot size and minimum frontage]
Structure height [Insert maximum height of any building above natural ground level]
Setbacks [Insert setbacks to all property boundaries]
Site cover [Insert proposed site coverage]

Section 5 For further information and to view a copy of the application, contact:
[Insert assessment manager]
[Insert assessment manager web address]
[Insert assessment manager contact number]
Submissions can be made to:
[Insert assessment manager]
[Insert assessment manager postal address]
[Insert assessment manager contact email]
[Insert QR Code here if applicable]
To be eligible for appeal rights under the Planning Act 2016 submissions must be received within the period to make a submission stated above.

Section 6 Public notification requirements are in accordance with the Planning Act 2016

Section 7 [Insert proposed development image]
[Insert proposed development image]
[Insert proposed development image]

Figure 9 - Design layout of public notices for development applications subject to social impact assessment

Table 9 – Information that must be included in a public notice for development applications subject to social impact assessment

Section	Information that must be included and specification
Section 1	<p>‘PROPOSED DEVELOPMENT’</p> <ul style="list-style-type: none"> Heading lettering must be capitalised in a bold style with a minimum text height of 51 mm. <p>‘HAVE YOUR SAY’</p> <ul style="list-style-type: none"> Heading lettering must be capitalised in a bold style with a minimum text height of 36 mm.
Section 2	<p>Description of proposed development as defined in the planning scheme</p> <ul style="list-style-type: none"> Insert the proposed use (if a new or changed use is proposed) or the proposed development using the use defined in the planning scheme. Where relevant, include an indication of the scale or density of the development (e.g. number of lots, gross floor area). Lettering must be capitalised in a bold style with a minimum text height of 26 mm.

Ch1 – Pt1:
ApplicationCh1 – Pt2:
ReferralCh1 – Pt3:
Information
requestCh1 – Pt4:
Public notificationCh1 – Pt5:
DecisionCh1 – Pt6:
Changes to app
and ref agency
requirementsCh1 – Pt7:
MiscellaneousCh2 – Pt1:
ApplicationCh2 – Pt2:
Information
requestCh2 – Pt3:
Public notificationCh2 – Pt4:
DecisionCh2 – Pt5:
Miscellaneous

Schedules





<p>Section 3</p>	   	<p>(Where)</p> <ul style="list-style-type: none"> • Use the symbol provided. • Symbol to be adjacent to the left of the information. • Street address that the application relates to. • Lettering and symbol must be in a bold style with a minimum text height of 12 mm. <p>(On)</p> <ul style="list-style-type: none"> • Use the symbol provided. • Symbol to be adjacent to the left of the information. • Include real property description (i.e. lot on plan). • Lettering and symbol must be in a bold style with a minimum text height of 12 mm. <p>(Approval sought)</p> <ul style="list-style-type: none"> • Use the symbol provided. • Symbol to be adjacent to the left of the 'Approval sought' heading and information. • Include type(s) of approval sought (i.e. preliminary approval, development permit or both). • Lettering and symbol must be in a bold style with a minimum text height of 12 mm. <p>(Application reference)</p> <ul style="list-style-type: none"> • Use the symbol provided. • Symbol to be adjacent to the left of the 'Application reference' heading and information. • Include the application reference number. • Lettering and symbol must be in a bold style with a minimum text height of 12 mm.
----------------------	--	--

Table 9 – Information that must be included in a public notice for development applications subject to social impact assessment – cont.


Section	Information that must be included and specification
Section 3 	(Make a submission) <ul style="list-style-type: none"> • Use the symbol provided. • Symbol to be adjacent to the left of the 'Make a submission' heading and submission period. • Dates for submission period to be in long date format. If submission year is the same for both dates, submission year is only required to be included on the later date (e.g. 23 October to 25 November 2024). • Symbol must be a minimum text height of 12 mm. • Lettering must be in a bold style, underlined and with a minimum text height of 20 mm.
Section 4	For this section— <ul style="list-style-type: none"> • Any applicable symbols described below must be used to the extent relevant to the application. • Symbols to be adjacent to the left of the heading and information. • Headings: Lettering must be in a bold style with a minimum text height of 8 mm. • Information under headings: Lettering must be a minimum text height of 8 mm. 'Lot size and frontage' <ul style="list-style-type: none"> • Use the symbol provided only if applicable to the development (e.g. if there are relevant assessment criteria). • Describe the proposed minimum lot size in m² and minimum frontage in metres. 'Structure height' <ul style="list-style-type: none"> • For a wind farm: Describe the maximum height of wind turbine. • For a solar farm: Describe the maximum height of a solar panel structure. • For any other structures on the premises of a wind farm or solar farm: State the type of structure and describe the maximum height of the structure. (e.g. transformer: 10m) 'Setbacks' <ul style="list-style-type: none"> • Use the symbol provided, if proposed development is contained on a single lot. • Describe all setback in metres for the proposed development. 'Site cover' <ul style="list-style-type: none"> • Use the symbol provided only if applicable to the development. • Describe the site cover as a percentage for the proposed development.

Table 9 – Information that must be included in a public notice for development applications subject to social impact assessment – cont.

Section	Information that must be included and specification
Section 5	<p>'For further information and to view a copy of the application, contact:'</p> <ul style="list-style-type: none"> Heading lettering must be in a bold style with a minimum text height of 15 mm. Information under heading must be a minimum text height of 12 mm. Use a bullet point character before text on each new line, where items are listed. Include the name of the assessment manager, phone number, website address. <p>'Submissions can be made to:'</p> <ul style="list-style-type: none"> Heading lettering must be in a bold style with a minimum text height of 15 mm. Information under heading must be a minimum text height of 12 mm. Use a bullet point character before text on each new line, where items are listed. Include the name of assessment manager, assessment manager postal address and assessment manager contact email. <p><i>'To be eligible for appeal rights under the Planning Act 2016 submissions must be received within the period to make a submission stated above.'</i></p> <ul style="list-style-type: none"> Lettering to be italicised and must be a minimum text height of 7 mm. <p>QR code (Optional)</p> <ul style="list-style-type: none"> Optional inclusion; not mandatory. If used, the QR code must: <ul style="list-style-type: none"> be at least 11025 mm² (105 mm x 105 mm) and at least 300 dpi at 100%; and link to information about the application on the assessment manager's website.
Section 6	<p>'Public notification requirements are in accordance with the <i>Planning Act 2016</i>'</p> <ul style="list-style-type: none"> Lettering must be a minimum text height of 9 mm and the Act's title and year to be italicised.

Section	Information that must be included and specification
Section 7	<p>Development images</p> <ul style="list-style-type: none"> A minimum of two images must be displayed. Images to show relevant details of the proposal (e.g. photomontage, location map, site layout plan, perspective image). Must give the public a general indication of what is being proposed. Image must be 300 dpi at 100% with images used being a minimum of 310 mm wide or at least 200 mm high.

5B - Specifications for public notice to owners of lots adjoining the premises

- The notice given to adjoining owners is to be a completed copy of the public notice on the premises as required under 5A of this part, that is reproduced and rescaled to fit the majority of a single A4 page as a minimum requirement, and text must remain legible.

Ch1 - Pt1:
ApplicationCh1 - Pt2:
ReferralCh1 - Pt3:
Information
requestCh1 - Pt4:
Public notificationCh1 - Pt5:
DecisionCh1 - Pt6:
Changes to app
and ref agency
requirementsCh1 - Pt7:
MiscellaneousCh2 - Pt1:
ApplicationCh2 - Pt2:
Information
requestCh2 - Pt3:
Public notificationCh2 - Pt4:
DecisionCh2 - Pt5:
Miscellaneous

Schedules

5C – Specifications for public notice to all affected local governments

1. The notice given to all affected local governments is to be a completed copy of the public notice as required under 5A of this part, that is reproduced and rescaled to fit the majority of a single A4 page as a minimum requirement, and text must remain legible.

5D – Specifications for public notice to owners of lots within 1500m of the premises

1. The notice given to owners located within 1500m of the premises is to be a completed copy of the public notice as required under 5A of this part, that is reproduced and rescaled to fit the majority of a single A4 page as a minimum requirement, and text must remain legible.

5E – Specifications for public notice on community notice boards

1. A notice placed on a community notice board is to be a laminated copy of the public notice as required under 5A of this part, that is reproduced and rescaled to fit the majority of a single A4 page as a minimum requirement, and text must remain legible.
2. One (1) public notice is required on a community notice board (e.g. Town Centre Library, Town Park Toilet Block, Community Centre Notice Board) in each township in the affected local government areas.

5F – Specifications for notice of compliance for public notices on community notice boards

1. The notice of compliance is to contain information on the placing of public notice on community notice boards in the format as specified in Table 10.

Table 10 – Information and specifications that must be included in a notice of compliance for public notice on community notice boards

Requirement	Information that must be included and specification
Location Map	<p>A 'Location Map' that:</p> <ul style="list-style-type: none"> Identifies the location of each community notice board on which public notice was posted
Table of Details	<p>A 'Table' that identifies all relevant information for each public notice posted, containing the following as a minimum:</p> <ul style="list-style-type: none"> States the date each public notice was posted on each community notice board. Identifies the name, or provide a description of the building or structure

Ch1 – Pt1:
ApplicationCh1 – Pt2:
ReferralCh1 – Pt3:
Information
requestCh1 – Pt4:
Public notificationCh1 – Pt5:
DecisionCh1 – Pt6:
Changes to app
and ref agency
numbersCh1 – Pt7:
MiscellaneousCh2 – Pt1:
ApplicationCh2 – Pt2:
Information
requestCh2 – Pt3:
Public notificationCh2 – Pt4:
DecisionCh2 – Pt5:
Miscellaneous

Schedules

	<p>where the community notice board is located (e.g. Town Centre Library, Town Park Toilet Block, Community Centre Notice Board).</p> <ul style="list-style-type: none"> States where the community notice board is located with respect to the building or structure (e.g. inside foyer, outside wall of toilet block, freestanding notice board in front of building) Identifies if the community notice board is secure or unsecure (e.g. notice posted in locked glass cabinet, on publicly accessible pinboard etc.)
Photos	<p>A 'Photo' of each public notice posted on each community notice board that:</p> <ul style="list-style-type: none"> Labels each photo with a description with the location.

5G – Specifications of notice on assessment manager website

- The notice given on the assessment manager's website must include, as a minimum, either:
 - a copy of the public notice as required under 5A of this part, or
 - the information requirements established under Figure 10 and Table 11 of this part, however layout may vary, and text must remain legible.

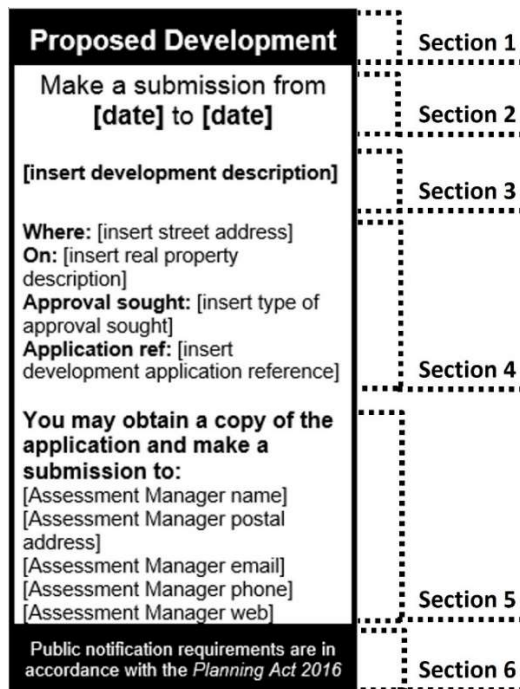


Figure 10 - Design layout of public notices to be given on assessment manager's website.

Ch1 - Pt1:
ApplicationCh1 - Pt2:
ReferralCh1 - Pt3:
Information
requestCh1 - Pt4:
Public notificationCh1 - Pt5:
DecisionCh1 - Pt6:
Changes to app
and ref agency
requirementsCh1 - Pt7:
MiscellaneousCh2 - Pt1:
ApplicationCh2 - Pt2:
Information
requestCh2 - Pt3:
Public notificationCh2 - Pt4:
DecisionCh2 - Pt5:
Miscellaneous

Schedules

Table 11 – Information that must be included in a notice on an assessment manager website

Section	Information that must be included and specification
Section 1	<ul style="list-style-type: none"> ‘Proposed Development’ heading – lettering must be a minimum of 2 mm in height and bold text.
Section 2	<ul style="list-style-type: none"> ‘Make a submission from [date] to [date]’ – lettering must be a minimum of 2 mm in height. Dates – lettering must be a minimum of 2 mm in height and bold text. Long date format (day, month, year) – if the year is the same for both dates it is only required to be included on the later date.
Section 3	<ul style="list-style-type: none"> Development description response text – lettering must be a minimum of 1 mm in height and bold text.
Section 4	<ul style="list-style-type: none"> ‘Where’, ‘On’, ‘Approval sought’ and ‘Application ref’ headings – lettering must be at least 1 mm in height and bold text. ‘Where’, ‘On’, ‘Approval sought’ and ‘Application ref’ response text – lettering must be at least 1 mm in height.
Section 5	<ul style="list-style-type: none"> ‘You may obtain a copy of the application and make a submission to:’ – lettering must be at least 1 mm in height and bold text. Assessment manager name including contact details – lettering must be at least 1 mm in height.
Section 6	<ul style="list-style-type: none"> ‘Public notification requirements are in accordance with the <i>Planning Act 2016</i>’ text – lettering must be at least 1 mm in height and the Act’s title and year to be italicised.

Ch1 – Pt1:
ApplicationCh1 – Pt2:
ReferralCh1 – Pt3:
Information
requestCh1 – Pt4:
Public notificationCh1 – Pt5:
DecisionCh1 – Pt6:
Changes to app
and ref agency
requirementsCh1 – Pt7:
MiscellaneousCh2 – Pt1:
ApplicationCh2 – Pt2:
Information
requestCh2 – Pt3:
Public notificationCh2 – Pt4:
DecisionCh2 – Pt5:
Miscellaneous

Schedules

Part 6 - Public notice requirements for change applications subject to social impact assessment

6A – Specifications for public notices

1. Figure 11 in this part⁴⁶—
 - (a) shows the general layout for a public notice for a change application; and
 - (b) identifies the breakdown of sections as they appear in table 14, which identifies the information that is to be included and the minimum specifications.
2. If additional text lines are required to accommodate the required information, then the notice is to be increased in size from the minimum requirements to accommodate the additional text.
3. Font size must be clearly legible and meet the minimum text height requirements specified in table 14.
4. Internal border lines shown in figure 11 may be adjusted within the sign where additional space is required to fit the relevant information in each section.
5. Unless stated otherwise, all sections and specifications for the public notice are mandatory minimum requirements

⁴⁶ A downloadable template of this notice, including the symbols, is available on the department's website at <https://planning.statedevelopment.qld.gov.au/planning-framework/development-assessment/development-assessment-process/forms-and-templates>

Ch1 – Pt1:
ApplicationCh1 – Pt2:
ReferralCh1 – Pt3:
Information
requestCh1 – Pt4:
Public notificationCh1 – Pt5:
DecisionCh1 – Pt6:
Changes to app
and ref agency
requirementsCh1 – Pt7:
MiscellaneousCh2 – Pt1:
ApplicationCh2 – Pt2:
Information
requestCh2 – Pt3:
Public notificationCh2 – Pt4:
DecisionCh2 – Pt5:
Miscellaneous

Schedules

Section 1

Section 2

Section 3

Section 4

Section 5

Section 6

Figure 11 - Design layout of public notices for change applications subject to social impact assessment

Table 14 - Information that must be included in a public notice for change applications subject to social impact assessment

Section	Information that must be included and specification
Section 1	<p>'PROPOSED CHANGE TO APPROVAL'</p> <ul style="list-style-type: none"> Heading lettering must be capitalised in a bold style with a minimum text height of 51 mm. <p>'HAVE YOUR SAY'</p> <ul style="list-style-type: none"> Heading lettering must be capitalised in a bold style with a minimum text height of 36 mm.
Section 2	<p>Description of proposed development as defined in the planning scheme</p> <ul style="list-style-type: none"> Insert the proposed use (if a new or changed use is proposed) or the proposed development using the use defined in the planning scheme. Where relevant, include an indication of the scale or density of the development (e.g. number of lots, gross floor area). Lettering must be capitalised in a bold style with a minimum text height of 26 mm.

Ch1 - Pt1:
ApplicationCh1 - Pt2:
ReferralCh1 - Pt3:
Information
requestCh1 - Pt4:
Public notificationCh1 - Pt5:
DecisionCh1 - Pt6:
Changes to app
and ref agency
requirementsCh1 - Pt7:
MiscellaneousCh2 - Pt1:
ApplicationCh2 - Pt2:
Information
requestCh2 - Pt3:
Public notificationCh2 - Pt4:
DecisionCh2 - Pt5:
Miscellaneous

Schedules






Section 3		(Where)
		<ul style="list-style-type: none"> Use the symbol provided. Symbol to be adjacent to the left of the information. Street address that the application relates to. Lettering and symbol must be in a bold style with a minimum text height of 12 mm.
		(On)
		<ul style="list-style-type: none"> Use the symbol provided. Symbol to be adjacent to the left of the information. Include real property description (i.e. lot on plan). Lettering and symbol must be in a bold style with a minimum text height of 12 mm.
		(Existing approval)
		<ul style="list-style-type: none"> Use the symbol provided. Symbol to be adjacent to the left of the 'Existing approval' heading and information. Include type(s) of approval sought (i.e. preliminary approval, development permit or both). Lettering and symbol must be in a bold style with a minimum text height of 12 mm.
		(Application reference)
		<ul style="list-style-type: none"> Use the symbol provided. Symbol to be adjacent to the left of the 'Application reference' heading and information. Include the application reference number. Lettering and symbol must be in a bold style with a minimum text height of 12 mm.

Table 14 – Information that must be included in a public notice for change applications subject to social impact assessment – cont.

Section		Information that must be included and specification
Section 3		<p>(Make a submission)</p> <ul style="list-style-type: none"> Use the symbol provided. Symbol to be adjacent to the left of the 'Make a submission' heading and submission period. Dates for submission period to be in long date format. If submission year is the same for both dates, submission year is only required to be included on the later date (e.g. 23 October to 25 November 2024). Symbol must be a minimum text height of 12 mm.

Ch1 – Pt1:
ApplicationCh1 – Pt2:
ReferralCh1 – Pt3:
Information
requestCh1 – Pt4:
Public notificationCh1 – Pt5:
DecisionCh1 – Pt6:
Changes to app
and ref agency
numbersCh1 – Pt7:
MiscellaneousCh2 – Pt1:
ApplicationCh2 – Pt2:
Information
requestCh2 – Pt3:
Public notificationCh2 – Pt4:
DecisionCh2 – Pt5:
Miscellaneous

Schedules

Section	Information that must be included and specification
	<ul style="list-style-type: none"> Lettering must be in a bold style, underlined and with a minimum text height of 20 mm.
Section 4	<p>‘For further information and to view a copy of the application, contact:’</p> <ul style="list-style-type: none"> Heading lettering must be in a bold style with a minimum text height of 15 mm. Information under heading must be a minimum text height of 12 mm. Use a bullet point character before text on each new line, where items are listed. Include the name of the assessment manager, phone number, website address. <p>‘Submissions can be made to:’</p> <ul style="list-style-type: none"> Heading lettering must be in a bold style with a minimum text height of 15 mm. Information under heading must be a minimum text height of 12 mm. Use a bullet point character before text on each new line, where items are listed. Include the name of assessment manager, assessment manager postal address and assessment manager contact email. <p><i>‘To be eligible for appeal rights under the Planning Act 2016 submissions must be received within the period to make a submission stated above.’</i></p> <ul style="list-style-type: none"> Lettering to be italicised and must be a minimum text height of 7 mm. <p>QR code (Optional)</p> <ul style="list-style-type: none"> Optional inclusion; not mandatory. If used, the QR code must: <ul style="list-style-type: none"> be at least 11025 mm² (105 mm x 105 mm) and at least 300 dpi at 100%; and link to information about the application on the assessment manager’s website.
Section 5	<p>‘Public notification requirements are in accordance with the Planning Act 2016’</p> <ul style="list-style-type: none"> Lettering must be a minimum text height of 9 mm and the Act’s title and year to be italicised.

Table 14 – Information that must be included in a public notice for change applications subject to social impact assessment – cont.

Section	Information that must be included and specification
Section 6	<p>Development images</p> <ul style="list-style-type: none"> A minimum of two images must be displayed. Images to show relevant details of the proposal (e.g. photomontage, location map, site layout plan, perspective image). Must give the public a general indication of what is being proposed. Image must be 300 dpi at 100% with images used being a minimum of 310 mm wide or at least 200 mm high.

6B - Specifications for public notice to owners of lots adjoining the premises

- The notice given to adjoining owners is to be a completed copy of the public notice on the premises as required under 6A of this part, that is reproduced and rescaled to fit the majority of a single A4 page as a minimum requirement, and text must remain legible.

6C – Specifications for public notice to all affected local governments

- The notice given to all affected local governments is to be a completed copy of the public notice as required under 6A of this part, that is reproduced and rescaled to fit the majority of a single A4 page as a minimum requirement, and text must remain legible.

6D – Specifications for public notice to owners of lots within 1500m of the premises

- The notice given to owners located within 1500m of the premises is to be a completed copy of the public notice as required under 6A of this part, that is reproduced and rescaled to fit the majority of a single A4 page as a minimum requirement, and text must remain legible.

6E – Specifications for public notice on community notice boards

- A notice placed on a community notice board is to be a laminated copy of the public notice as required under 6A of this part, that is reproduced and rescaled to fit the majority of a single A4 page as a minimum requirement, and text must remain legible.

Ch1 – Pt1:
ApplicationCh1 – Pt2:
ReferralCh1 – Pt3:
Information
requestCh1 – Pt4:
Public notificationCh1 – Pt5:
DecisionCh1 – Pt6:
Changes to app
and ref agency
requirementsCh1 – Pt7:
MiscellaneousCh2 – Pt1:
ApplicationCh2 – Pt2:
Information
requestCh2 – Pt3:
Public notificationCh2 – Pt4:
DecisionCh2 – Pt5:
Miscellaneous

Schedules

- One (1) public notice is required on a community notice board (e.g. Town Centre Library, Town Park Toilet Block, Community Centre Notice Board, local grocer) in each township in the affected local government areas, subject to obtaining approval of the person with authority to allow publication on the community notice board.

6F – Specifications for notice of compliance for public notices on community notice boards

- The notice of compliance is to contain information on the placing of public notice on community notice boards in the format as specified in Table 15.

Table 15 – Information and specifications that must be included in a notice of compliance for public notice on community notice boards for change applications subject to social impact assessment

Requirement	Information that must be included and specification
Location Map	<p>A 'Location Map' that:</p> <ul style="list-style-type: none"> Identifies the location of each community notice board on which public notice was posted
Table of Details	<p>A 'Table' that identifies all relevant information for each public notice posted, containing the following as a minimum:</p> <ul style="list-style-type: none"> States the date each public notice was posted on each community notice board. Identifies the name, or provide a description of the building or structure where the community notice board is located (e.g. Town Centre Library, Town Park Toilet Block, Community Centre Notice Board). States where the community notice board is located with respect to the building or structure (e.g. inside foyer, outside wall of toilet block, freestanding notice board in front of building) Identifies if the community notice board is secure or unsecure (e.g. notice posted in locked glass cabinet, on publicly accessible pinboard etc.)
Photos	<p>A 'Photo' of each public notice posted on each community notice board that:</p> <ul style="list-style-type: none"> Labels each photo with a description with the location.

6G – Specifications of notice on assessment manager website

- The notice given on the assessment manager's website must include, as a minimum, either:
 - a copy of the public notice as required under 6A of this part, or
 - the information requirements established under Figure 12 and Table 16 of this part, however layout may vary, and text must remain legible.

Ch1 – Pt1:
ApplicationCh1 – Pt2:
ReferralCh1 – Pt3:
Information
requestCh1 – Pt4:
Public notificationCh1 – Pt5:
DecisionCh1 – Pt6:
Changes to app
and ref agency
numbersCh1 – Pt7:
MiscellaneousCh2 – Pt1:
ApplicationCh2 – Pt2:
Information
requestCh2 – Pt3:
Public notificationCh2 – Pt4:
DecisionCh2 – Pt5:
Miscellaneous

Schedules

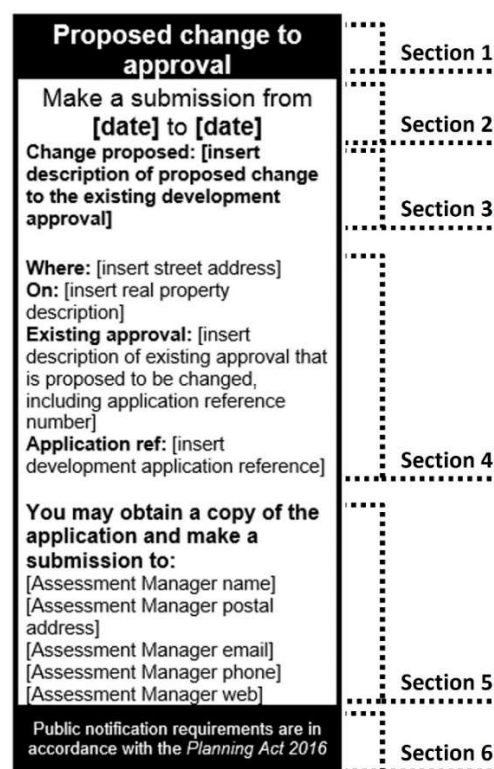


Figure 12 - Design layout of public notices to be given on assessment manager's website for a change application subject to social impact assessment

Table 16 - Information and specifications that must be included in a notice on an assessment manager website for a change application subject to social impact assessment

Section	Information that must be included and specification
Section 1	<ul style="list-style-type: none"> 'Proposed change to approval' heading – lettering must be a minimum of 2 mm in height and bold text.
Section 2	<ul style="list-style-type: none"> 'Make a submission from [date] to [date]' – lettering must be a minimum of 2 mm in height text. Dates – lettering must be a minimum of 2 mm in height and bold text. Long date format (day, month, year) – if the year is the same for both dates it is only required to be included on the later date.
Section 3	<ul style="list-style-type: none"> 'Change proposed:' heading – lettering must be a minimum of 1 mm in height and bold text. 'Change proposed:' response text – lettering must be a minimum of 1 mm in height and bold text.
Section 4	<ul style="list-style-type: none"> 'Where', 'On', 'Existing approval' and 'Application ref' headings – lettering must be at least 1 mm in height and bold text. 'Where', 'On', 'Existing approval', and 'Application ref' response text – lettering must be at least 1 mm in height.

Ch1 - Pt1:
ApplicationCh1 - Pt2:
ReferralCh1 - Pt3:
Information
requestCh1 - Pt4:
Public notificationCh1 - Pt5:
DecisionCh1 - Pt6:
Changes to app
and ref agency
responsesCh1 - Pt7:
MiscellaneousCh2 - Pt1:
ApplicationCh2 - Pt2:
Information
requestCh2 - Pt3:
Public notificationCh2 - Pt4:
DecisionCh2 - Pt5:
Miscellaneous

Schedules

Section 5	<ul style="list-style-type: none"> • 'You may obtain a copy of the application and make a submission to:' – lettering must be at least 1 mm in height and bold text. • Assessment manager name including contact details – lettering must be at least 1 mm in height.
Section 6	<ul style="list-style-type: none"> • 'Public notification requirements are in accordance with the <i>Planning Act 2016</i>' text – lettering must be at least 1 mm in height and the Act's title and year to be italicised.

Ch1 – Pt1:
ApplicationCh1 – Pt2:
ReferralCh1 – Pt3:
Information
requestCh1 – Pt4:
Public notificationCh1 – Pt5:
DecisionCh1 – Pt6:
Changes to app
and ref agency
requirementsCh1 – Pt7:
MiscellaneousCh2 – Pt1:
ApplicationCh2 – Pt2:
Information
requestCh2 – Pt3:
Public notificationCh2 – Pt4:
DecisionCh2 – Pt5:
Miscellaneous

Schedules

Schedule 4: Definitions

Act means the *Planning Act 2016*.

Action notice is a notice that must be given if an application:

- (a) is not properly made, by the assessment manager or chief executive for an application for State facilitated development, stating:
 - (i) the application is not properly made;
 - (ii) the reasons the application is not properly made;
 - (iii) the actions required to make the application comply with section 51 of the Act; and
 - (iv) the period in which to comply with all the actions in the action notice as prescribed in chapter 1, section 3.2 and chapter 2, section 3.2.
- (b) is not properly referred, by a referral agency, stating:
 - (i) the relevant referral requirements;
 - (ii) the application is not properly referred;
 - (iii) the reasons the application is not properly referred;
 - (iv) the actions required to make the application properly referred; and
 - (v) the period in which to comply with all the actions in the action notice as prescribed in chapter 1, section 8.2.

Adjoining owner for chapter 1, part 4 and chapter 2, part 3, see schedule 3 of the DA Rules.

Advice agency see schedule 2 of the Act.

Application means a development application under schedule 2 of the Act.

Application for State facilitated development means a relevant application that is declared an application for State facilitated development under section 106D of the Act.

Application period see section 106F(1)(g)(i) of the Act.

Assessing authority is an assessment manager, concurrence agency or advice agency.

Caretaker period:

- (a) for the Brisbane City Council local government area – see schedule 2 of the *City of Brisbane Act 2010*; or
- (b) otherwise – see schedule 4 of the *Local Government Act 2009*.

Changed application is an application for which the applicant has given a notice to the assessment manager or chief executive under section 52(1) of the Act.

Change representations see schedule 2 of the Act.

Chief executive means the chief executive of the department administering the Act.

Community benefit agreement see section 106Y of the Act

Concurrence agency see schedule 2 of the Act.

Confirmation notice is a notice that must state:

- (a) the type of approval applied for, and the nature and description of the proposed development;
- (b) the date the application was properly made;
- (c) whether chapter 1, part 4 or chapter 2, part 3 is applicable to the application;
- (d) if chapter 1, part 4 or chapter 2, part 3 is applicable, the notice must also state:
 - (i) the public notification requirements, including how the assessment manager considers it appropriate to bring the notice to the attention of persons likely interested in or affected by the information stated in the notice, examples may include—
 - publishing the notice in a hard copy or online newspaper circulating in the area to which the information relates;
 - publishing the notice on the assessment manager's website; and
 - (ii) the **public notification period**;

Ch1 – Pt1:
ApplicationCh1 – Pt2:
ReferralCh1 – Pt3:
Information
requestCh1 – Pt4:
Public notificationCh1 – Pt5:
DecisionCh1 – Pt6:
Changes to app
and ref agency
requirementsCh1 – Pt7:
MiscellaneousCh2 – Pt1:
ApplicationCh2 – Pt2:
Information
requestCh2 – Pt3:
Public notificationCh2 – Pt4:
DecisionCh2 – Pt5:
Miscellaneous

Schedules

- (e) whether chapter 1, part 2 is applicable to the application⁴⁷
- (f) if chapter 1, part 2 is applicable, the period in which the application must be referred;
- (g) if the assessment manager or chief executive does not intend to make an information request; and
- (h) for chapter 1, if the applicant has advised that they do not wish to receive an information request.

Confirmation period is the period of time under chapter 1, section 1.2 or chapter 2, section 1.2.

Current period for chapter 1, section 32 or chapter 2, section 20 means the period that is active at the time notice is given under this section. It does not include any period that has already ended or any period that is yet to commence.

DA Rules means these Development Assessment Rules made under section 68(1) of the Act.

Day means business day and does not include a day between 26 December of a year and 1 January of the next year, see Schedule 2 of the Act.

Decision-maker see section 106B of the Act.

Decision notice see schedule 2 of the Act.

Decision period see chapter 1, section 22.1 or chapter 2, section 16.1.

Declaration notice see section 106E(a) of the Act.

Development approval see section 49(1) of the Act.

Enforcement notice see schedule 2 of the Act.

Further advice see chapter 1, section 35 or chapter 2, section 23.

Further period agreed see chapter 1, section 33.1 or chapter 2, section 21.1.

Information request see schedule 2 of the Act.

Major policy decision:

- (a) for the Brisbane City Council local government area – see schedule 2 of the *City of Brisbane Act 2010*; or
- (b) otherwise – see schedule 4 of the *Local Government Act 2009*.

Minor change see schedule 2 of the Act.

Missed referral agency see chapter 1, section 29.

Notice see schedule 2 of the Act.

Notice on community notice boards see Schedule 3 of DA Rules

Notification notice see section 106IA(3) of the Act

Party to an application means the applicant, assessment manager and each referral agency for the application or the chief executive for an application for State facilitated development.

Premises see schedule 2 of the Act.

Principal submitter see schedule 2 of the Act.

Properly made application see schedule 2 of the Act.

Properly made submission see schedule 2 of the Act.

Properly referred application means an application that has been referred to the relevant referral agency as required under chapter 1, section 6.1 for all the referral requirements for the application.

Public notification period is the number of days that is at least the number of days in which a submission may be made under section 53(4)(b) of the Act or as stated in a notification notice.

Referral agency see schedule 2 of the Act.

Referral agency assessment period see chapter 1, section 9.

Referral agency response see schedule 2 of the Act.

Referral confirmation notice is a notice that may be given by a referral agency to an applicant for a properly referred application that states:

- (a) the application is a properly referred application; and

⁴⁷ As a minimum, the assessment manager must include on the confirmation notice whether part 2 applies based on the information provided by the applicant in the approved forms. Nothing prevents the assessment manager identifying particular referral requirements or additional referral requirements to those identified on the approved form by the applicant.

Ch1 – Pt1:
ApplicationCh1 – Pt2:
ReferralCh1 – Pt3:
Information
requestCh1 – Pt4:
Public notificationCh1 – Pt5:
DecisionCh1 – Pt6:
Changes to app
and ref agency
requirementsCh1 – Pt7:
MiscellaneousCh2 – Pt1:
ApplicationCh2 – Pt2:
Information
requestCh2 – Pt3:
Public notificationCh2 – Pt4:
DecisionCh2 – Pt5:
Miscellaneous

Schedules

(b) the date the referral confirmation period ended.

Referral confirmation period see chapter 1, section 6.2.

Referral requirement means a matter which is prescribed under section 55(2) of the Act.

Representations see schedule 2 of the Act.

Responsible entity, for a change application, see schedule 2 of the Act.

Restarting point see section 106F(1)(f)(ii) of the Act.

Show cause notice see schedule 2 of the Act.

Social impact see section 106R of the Act.

Social impact assessment report see section 106V of the Act

Stated day is taken to be the last day on which a submission on the application can be made, as it relates to section 53(4)(b) of the Act.

Third party means any person, agency or organisation other than the parties to the application.

Third party advice see chapter 1, section 34.1 and chapter 2, section 22.1.

Variation request see schedule 2 of the Act.

Ch1 – Pt1:
ApplicationCh1 – Pt2:
ReferralCh1 – Pt3:
Information
requestCh1 – Pt4:
Public notificationCh1 – Pt5:
DecisionCh1 – Pt6:
Changes to app
and ref agency
powersCh1 – Pt7:
MiscellaneousCh2 – Pt1:
ApplicationCh2 – Pt2:
Information
requestCh2 – Pt3:
Public notificationCh2 – Pt4:
DecisionCh2 – Pt5:
Miscellaneous

Schedules

Department of State Development, Infrastructure and
Planning

PO Box 15009 City East Qld 4002 Australia

Tel 13 QGOV (13 74 68)

info@dsdilgp.qld.gov.au

www.statedevelopment.qld.gov.au

Connect with us @GrowingQld

